

Title: Main concepts of IEEE P802.16h / D1

Document Number: IEEE C802.16h-06/121

Date Submitted: November 11, 2006

Source:

Chair of TGLE: Mariana Goldhamer
ALVARION

21a HaBarzel Street, Tel Aviv, Israel

Voice: +972 3 645 6241

marianna.goldhammer@alvarion.com

Venue:

Session #46, 13-16 November, 2006

Base Document

Purpose:

Notice:

This document has been prepared to assist IEEE 802.16. It is offered as a basis for discussion and is not binding on the contributing individual(s) or organization(s). The material in this document is subject to change in form and content after further study. The contributor(s) reserve(s) the right to add, amend or withdraw material contained herein.

Release:

The contributor grants a free, irrevocable license to the IEEE to incorporate material contained in this contribution, and any modifications thereof, in the creation of an IEEE Standards publication; to copyright in the IEEE's name any IEEE Standards publication even though it may include portions of this contribution; and at the IEEE's sole discretion to permit others to reproduce in whole or in part the resulting IEEE Standards publication. The contributor also acknowledges and accepts that this contribution may be made public by IEEE 802.16.

IEEE 802.16 Patent Policy:

The contributor is familiar with the IEEE 802.16 Patent Policy and Procedures <<http://ieee802.org/16/ipr/patents/policy.html>>, including the statement "IEEE standards may include the known use of patent(s), including patent applications, provided the IEEE receives assurance from the patent holder or applicant with respect to patents essential for compliance with both mandatory and optional portions of the standard." Early disclosure to the Working Group of patent information that might be relevant to the standard is essential to reduce the possibility for delays in the development process and increase the likelihood that the draft publication will be approved for publication. Please notify the Chair <<mailto:chair@wirelessman.org>> as early as possible, in written or electronic form, if patented technology (or technology under patent application) might be incorporated into a draft standard being developed within the IEEE 802.16 Working Group. The Chair will disclose this notification via the IEEE 802.16 web site <<http://ieee802.org/16/ipr/patents/notices>>.

Main Concepts of IEEE P802.16h / D1

Source: Mariana Goldhamer

Alvarion

IEEE 802.16h Chair

Contents

- Basic mechanisms
- Interference detection
- Interference avoidance
- Cognitive Radio procedures for spectrum sharing
- Network and architecture
- Conclusions

Basic mechanisms

General classification of coexistence

Table h3—coexistence mechanism list for WirelessMAN-CX

Applicable Condition	1: with wired IP communication available	Yes				No			
	2: same PHY profile	Yes		No		Yes		No	
	3: in signaling/messaging range*	Y	N	Y	N	Y	N	Y	N
non-collaborative mechanism	*(CXCC:) dynamic frequency selection (DFS) 6.4.2.2	✓	✓	✓	✓	✓	✓	✓	✓
	*(CXCC:) GPS timing recovery (GPS/UTC) 15.2.1	✓	✓	✓	✓	✓	✓	✓	✓
	Extended quiet periods (EQP) 6.4.3.3	✓	✓	✓	✓	✓	✓	✓	✓
	Adaptive EQP 6.4.3.4	✓	✓	✓	✓	✓	✓	✓	✓
	Listen before talk 6.4.3.5	✓	✓	✓	✓	✓	✓	✓	✓
	Uncoordinated Coexistence Protocol (UCP) 6.4.2.4	✓	✓	✓	✓	✓	✓	✓	✓
collaborative mechanism	IP network message (CXP message) 15.5.2	✓	✓	✓	✓				
	coexistence proxy (CXPRX) 15.1.6	✓	✓	✓	✓				
	*(CXCC:) coexistence signaling (CSI/ radio signature) 15.3.1	✓		✓		✓		✓	
	*(CXCC:) coexistence messaging (CMI/CCD) 15.3.2	✓				✓			
	sub frame sharing (master sub frame) 15.4.2	✓	✓	✓	✓	✓		✓	
	channel reallocation (ACS) 15.4.1	✓	✓	✓	✓	✓		✓	
	Subframe Reallocation (ASFA) 15.4.2.2	✓	✓	✓	✓	✓		✓	
	credit token 15.4.2.5	✓	✓	✓	✓				

Basic Mechanisms - 1

- Defined inside of a “Community”
 - **Community:** is composed of those systems (BSs and their SSs) which coordinate to resolve their interference.
 - **Coexistence Community:** is composed of those systems (BSs and their SSs) that exist

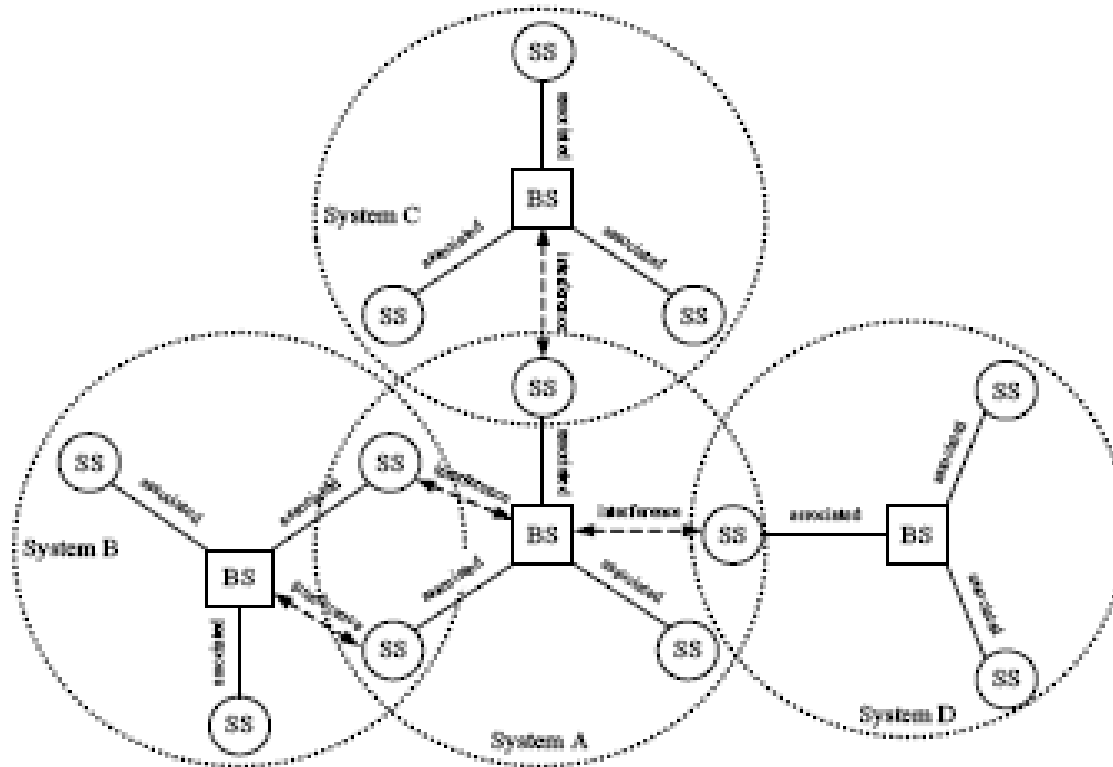


Figure h3—Neighbor relationship formed by bidirectional interference

Basic Mechanisms - 2

- MAC Frame synchronization using GPS clock
- Cognitive radio approach for interference evaluation
 - CX Control Channel (CX_CC), using 1.9ms time-slots, repeated every 10sec.
 - Forwards the GPS sync
 - Cumulated Radio Signatures
 - Separate slots for 802.16h systems and NON-802.16h systems
 - There is a relation between the slot number in CX-CC and the interference-free intervals (Master sub-frames) of a system
 - Uses frequency signaling to send-out the IP Address of the CX Proxi Server
- Candidate Channel Determination
 - Interference evaluation by BS and SS
- Separation of remaining interference in time-domain
 - Master sub-frames for interference-free operation
 - Supports channel sharing between 3 systems
 - Basic operation – using CX Control Channel
 - Extended operation – using CX Protocol
 - Provides maximum spectral efficiency

Basic Mechanisms - 3

- Enhancements for un-coordinated coexistence
 - Coexistence with Specific (Preferred) Spectrum Users
 - DFS
 - Dynamic Channel Selection
 - Extended quiet periods
 - Listen before talk

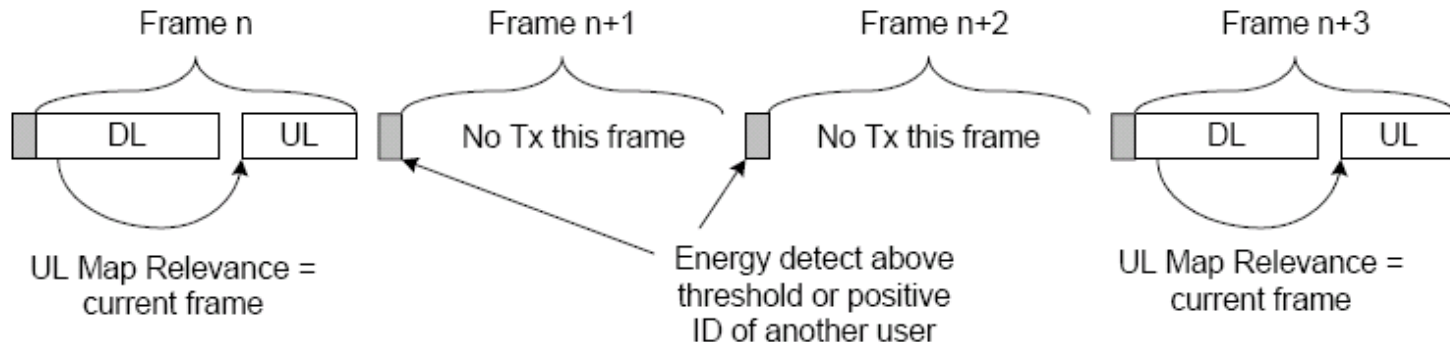


Figure h7—Listen-Before Talk

Basic Mechanisms - 4

- Optimization of channel /sub-frame selection
 - Re-arrangement of occupied channels / Master sub-frames in a community – IP level protocol
- Co-existence with Ad-Hoc systems
 - Radio signaling protocol
- BSID and IP Proxi info transmission between systems
 - Using same PHY profile (CMI slots in CX_CC)
 - Using energy keying
 - In time domain (CSI slots)
 - In frequency domain (CX Control Channel slots)
 - The IP Proxy will get the BS IP address used in CX Protocol
- Token Protocol for dynamic coexistence trading
 - Makes available more interference-free system bandwidth

Inter-system communication

- Message-based for managed systems
 - High level IP based Coexistence Protocol (CXP)
 - MAC Messages using same PHY/co-channel communication:
 - BS to foreign SS
 - Foreign SS to BS
- Radio signaling for ad-hoc systems (LE specific)
 - Reservation of Rx interval
 - Announcement of Tx intervals
 - Based now on the FFT 256-sub-channelization preambles
 - Preambles for OFDMA should be added

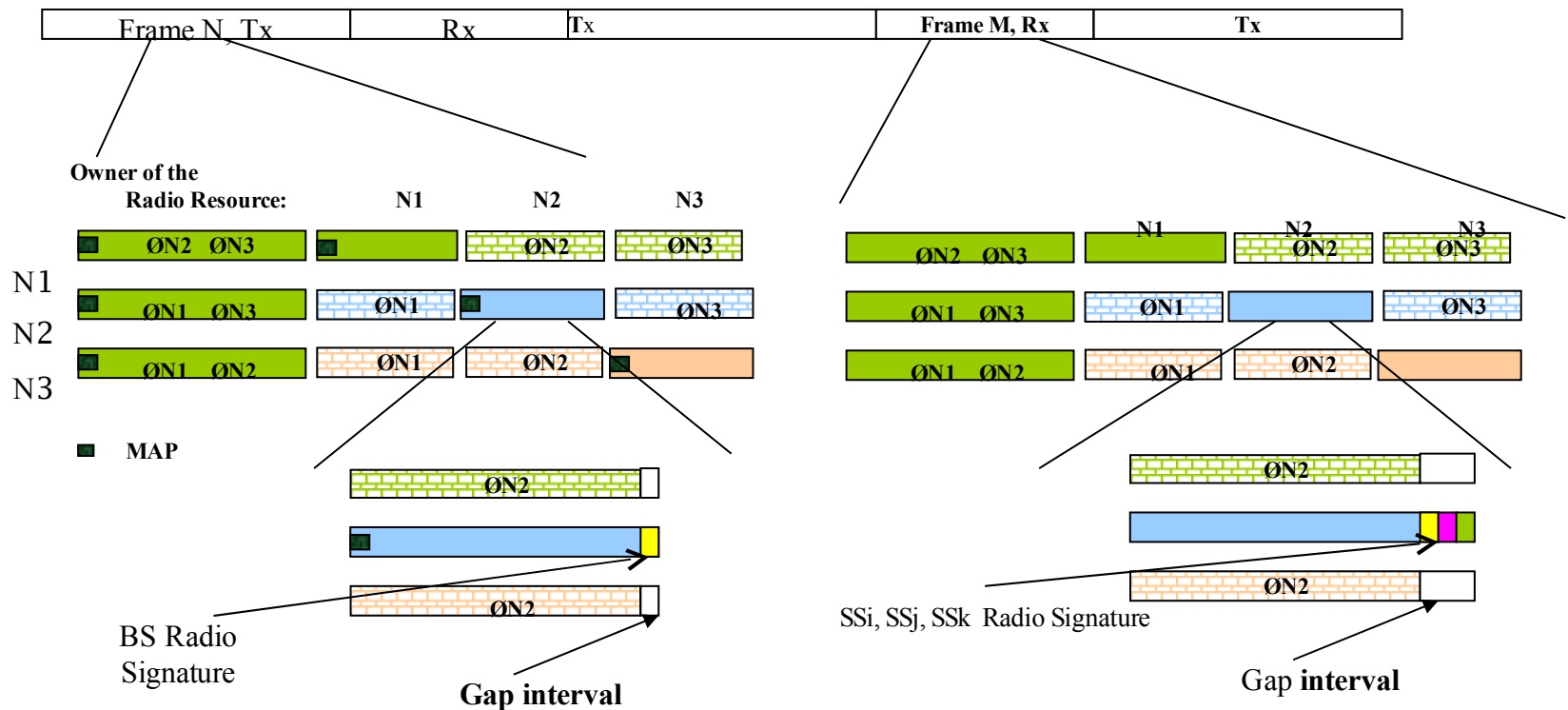
Interferer identification

Interferer identification with CXP

- The interferers will be identified by TIMMING of their radio signature
 - for example a short preamble for OFDM/OFDMA cases
- The radio signature consists of:
 - Peak power
 - Relative spectral density
 - Direction of arrival
- Every transmitter will send the radio signature during an interference-free slot. The *time position of this slot (frame_number, time-shift)* will be used for identification. The particular transmissions times are kept in the BS-data bases.

Sending the Radio Signature

- Scheduled intervals during Master sub-frames



Interference avoidance

Interference mitigation

- Separation in frequency domain – first
- Separation of the remaining interference in time-domain

Candidate Channel Determination using CMI slots in the CX Control Channel

- Candidate channel is selected based on:
 - Minimum interference in the corresponding CX Control Channel slots
 - REP RFO/RSP messages and the conveyed information

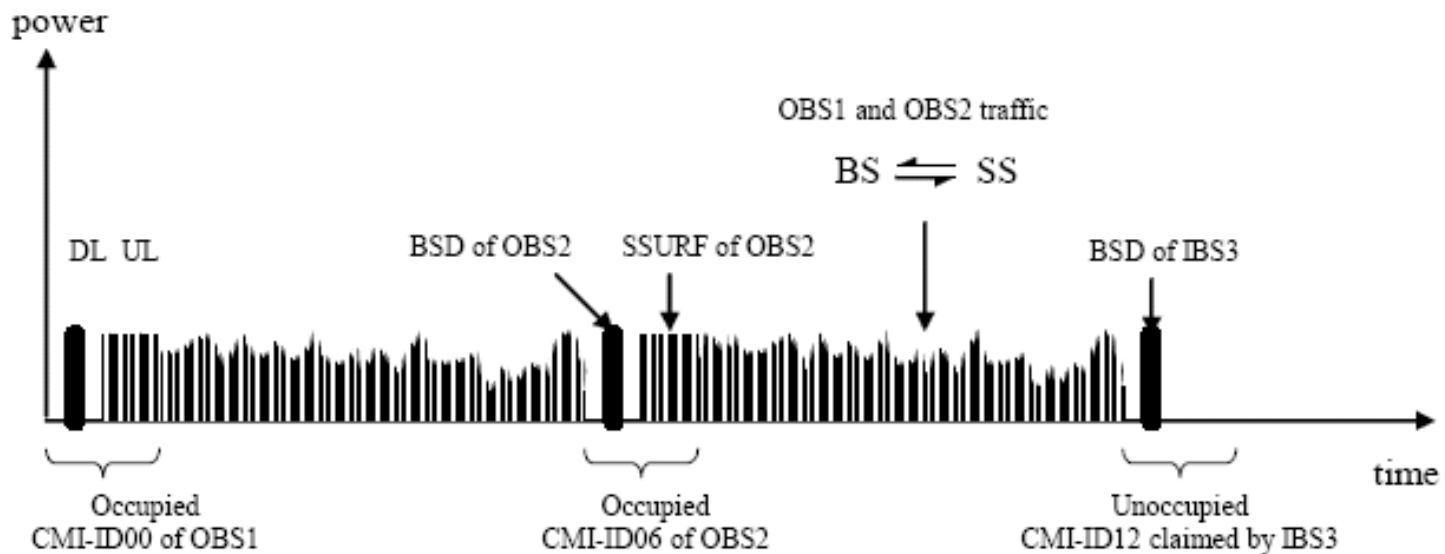
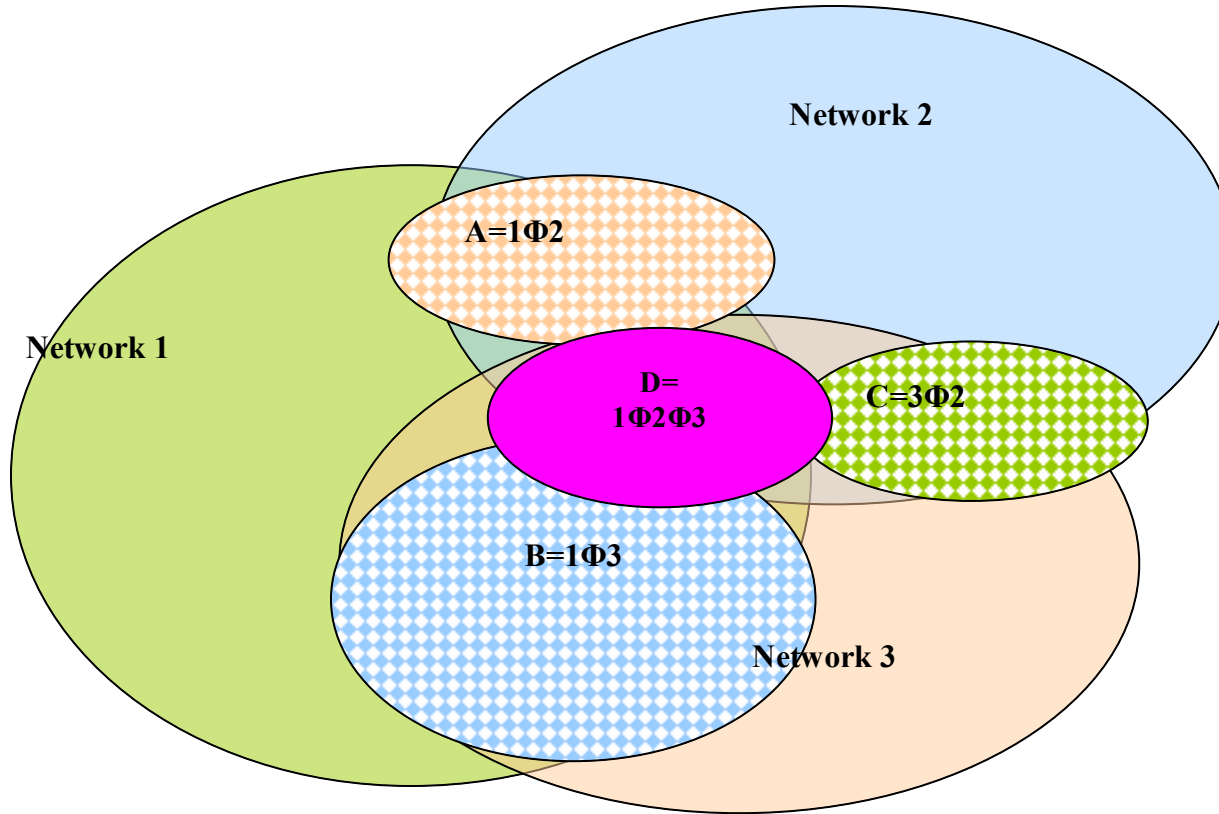


Figure h37—IBS3 Entry Signalling

Interference example



Legend:

Network i

Sub-network j, k not interfering with Network i

Interference avoidance in context of 802.16 MAC Frame

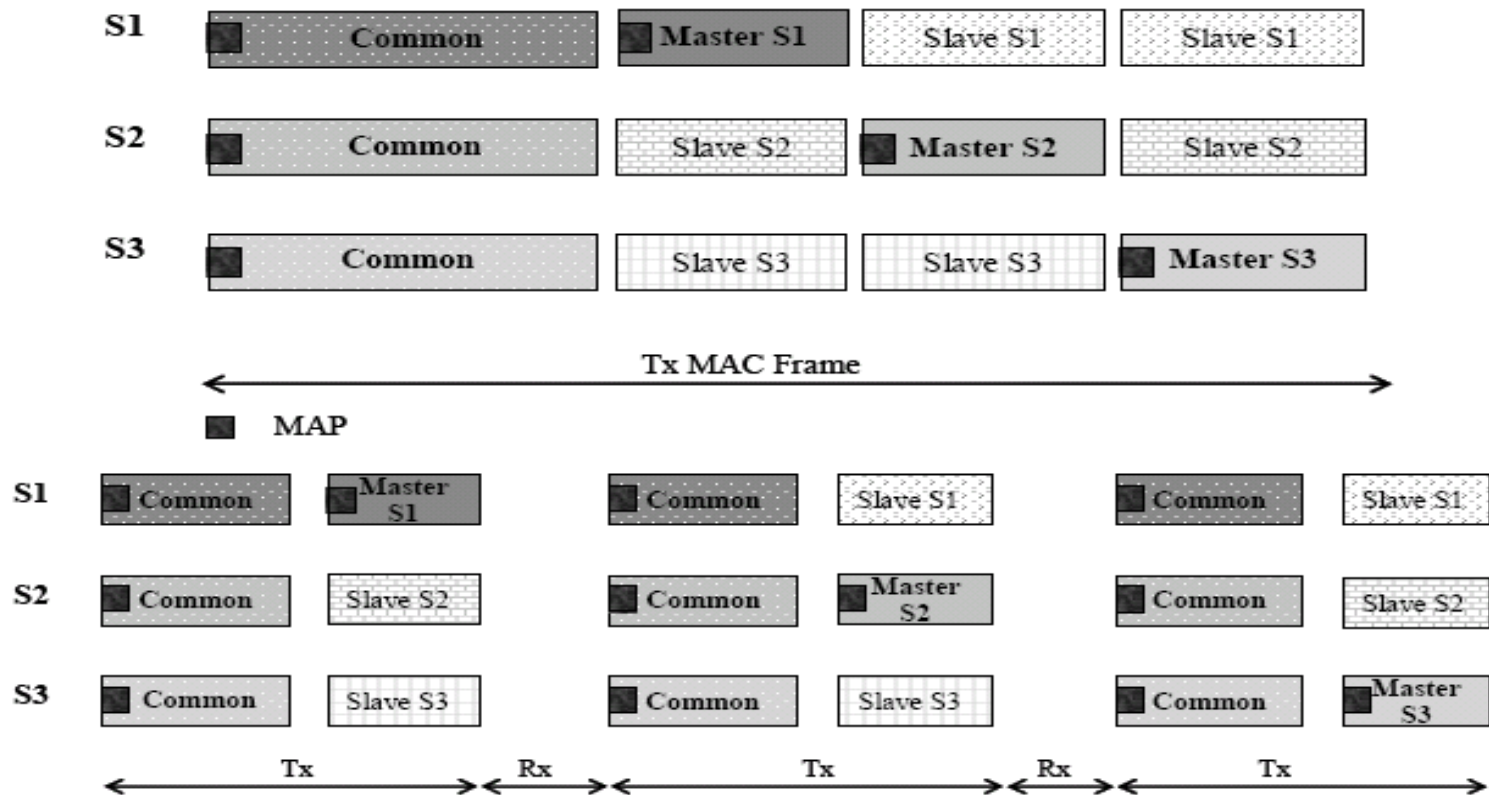
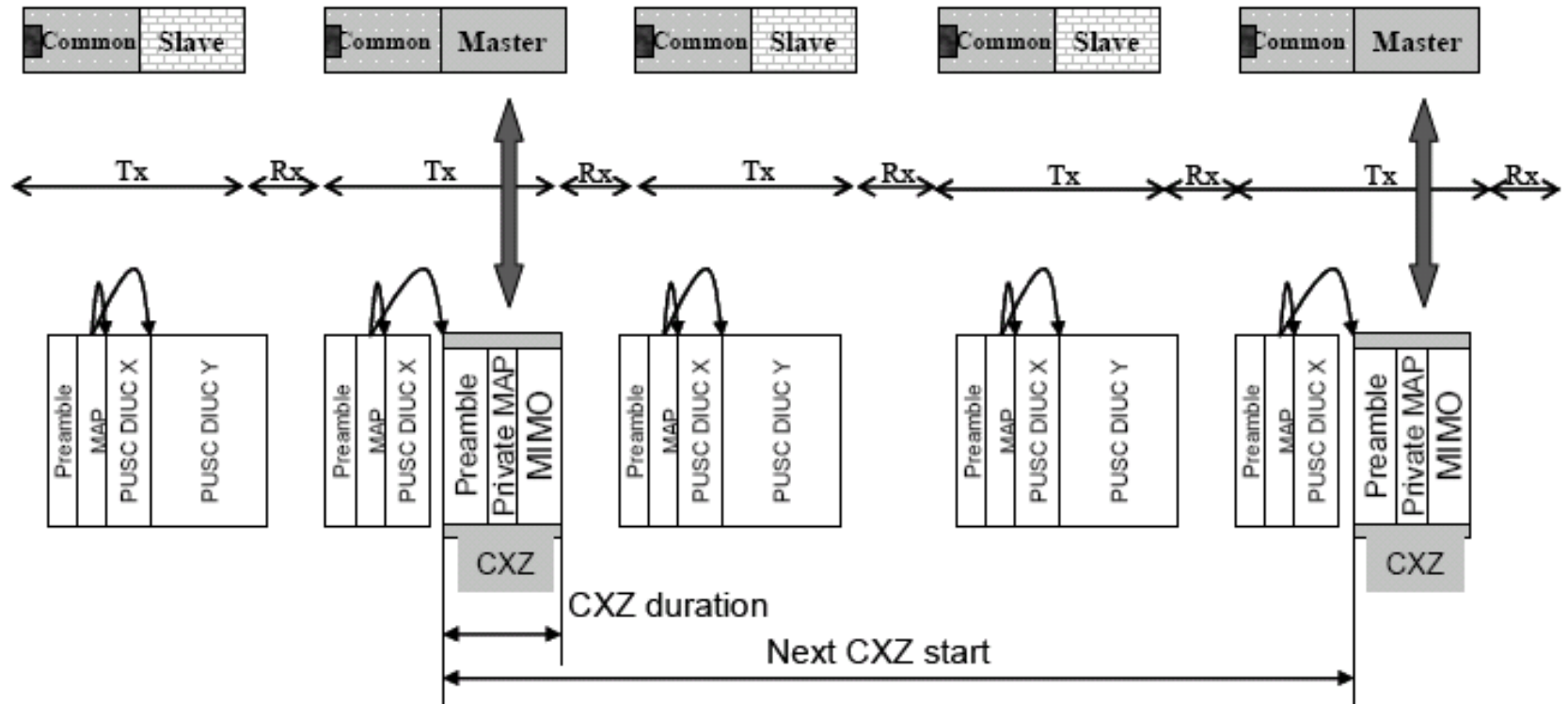


Figure h19—examples of WirelessMAN-CX Subframes

Master sub-frame scheduling and CXZ



Controlling interference during Master sub-frames with CX Protocol

- A BS can request slave systems to reduce their power/ stop operating during its Master sub-frames
- The received power during other sub-frames can be obtained by using the radio signature measurement and suitable calculations, according to data-base information on used powers
- Messages:
 - Reduce_Power_Request
 - Stop_Operating_Request

Coexistence Protocol Messages - 1

Table h10—CXP messages

CXP-Type Value	Message name	Message description
0	CXP-REQ	Coexistence Resolution and Negotiation Request
1	CXP-RSP	Coexistence Resolution and Negotiation Response

Table h12—CXP message codes

Code	CXP Message Name	CXP Message Type	Protocol type	Direction
0	Reserved	—	—	—
1	Identify Coexistence Request	CXP-REQ	TCP	BSIS->BSIS
2	Identify Coexistence Response	CXP-RSP	TCP	BSIS->BSIS
3	CoNBR Topology Request	CXP-REQ	TCP	BS-> BSIS
4	CoNBR Topology Reply	CXP-RSP	TCP	BSIS->BS
5	Registration Request	CXP-REQ	TCP	BS-> BSIS
6	Registration Reply	CXP-RSP	TCP	BSIS->BS
7	Registration Update Request	CXP-REQ	TCP	BS-> BSIS
8	Registration Update Reply	CXP-RSP	TCP	BSIS->BS
9	De-registration Request	CXP-REQ	TCP	BS-> BSIS
10	De-registration Reply	CXP-RSP	TCP	BSIS->BS
11	Add Coexistence Neighbor Request	CXP-REQ	TCP	BS->BS
12	Add Coexistence Neighbor Reply	CXP-RSP	TCP	BS->BS
13	Update Coexistence Neighbor Request	CXP-REQ	TCP	BS->BS
14	Update Coexistence Neighbor Reply	CXP-RSP	TCP	BS->BS
15	Delete Coexistence Neighbor Request	CXP-REQ	TCP	BS->BS
16	Delete Coexistence Neighbor Reply	CXP-RSP	TCP	BS->BS
17	Get_Param_For_Radio_Signature_Request	CXP-REQ	UDP	BS->BS
18	Get_Param_For_Radio_Signature_Reply	CXP-RSP	UDP	BS->BS
19	Evaluate_Interference_Request	CXP-REQ	UDP	BS->BS
20	Evaluate_Interference_Reply	CXP-RSP	UDP	BS->BS

Coexistence Protocol messages - 2

21	Work_In_Parallel_Request	CXP-REQ	UDP	BS->BS
22	Work_In_Parallel_Reply	CXP-RSP	UDP	BS->BS
23	Reduce_Power_or_Quit_Sub_Frame_Request	CXP-REQ	UDP	BS->BS
24	Reduce_Power_or_Quit_Sub_Frame_Reply	CXP-RSP	UDP	BS->BS
25	Create_New_Sub_Frame_Request	CXP-REQ	UDP	BS->BS(MC?)
26	Create_New_Sub_Frame_Reply	CXP-RSP	UDP	BS->BS
27	SS_CCID_IND	CXP-REQ	UDP	BS->BS
28	SS_CCID_RSP	CXP-RSP	UDP	BS->BS
29	PSD_REQ	CXP-REQ	UDP	BS->BS
30	PSD_RSP	CXP-RSP	UDP	BS->BS
31	Channel Switch Negotiation Request	CXP-REQ	TCP	BS->BS
32	Channel Switch Negotiation Reply	CXP-RSP	TCP	BS->BS
33	Channel Switch Request	CXP-REQ	TCP	BS->BS
34	Channel Switch Reply	CXP-RSP	TCP	BS->BS
35	Advertisement Request	CXP-REQ	TCP	BS->BS
36	Advertisement Reply	CXP-RSP	TCP	BS->BS
37	Negotiation Process Request	CXP-REQ	TCP	BS->BS
38	Negotiation Process Reply	CXP-RSP	TCP	BS->BS
39	Credit Token Proposal Request	CXP-REQ	TCP	BS->BS
40	Credit Token Proposal Reply	CXP-RSP	TCP	BS->BS

CXP Messages - 3

41	Negotiation Results Request	CXP-REQ	TCP	BS->BS
42	Negotiation Results Reply	CXP-RSP	TCP	BS->BS
43	Granting Request	CXP-REQ	TCP	BS->BS
44	Granting Reply	CXP-RSP	TCP	BS->BS
45	Co-existence Conflict Identification Request	CXP-REQ	TCP	BS->BS
46	Co-existence Conflict Identification Reply	CXP-RSP	TCP	BS->BS
47	Intra Operator Co-existence Coordination Request	CXP-REQ	TCP	BS->BS
48	Intra Operator Co-existence Coordination Reply	CXP-RSP	TCP	BS->BS
49	Inter Operator Co-existence Coordination Request	CXP-REQ	TCP	BS->BS
50	Inter Operator Co-existence Coordination Reply	CXP-RSP	TCP	BS->BS
51	Final Co-existence Decision Request	CXP-REQ	TCP	BS->BS
52	Final Co-existence Decision Reply	CXP-RSP	TCP	BS->BS
53	Regulatory Authority Request	CXP-REQ	TCP	RAIS ->BSIS
54	Regulatory Authority Response	CXP-RSP	TCP	BSIS->RAIS
55	FREQ_AVOIDANCE Request	CXP-REQ	TCP	BSIS-BS
56	FREQ_AVOIDANCE Response	CXP-RSP	TCP	BS-BSIS
57	Master Subframe Switch Request	CXP-REQ	TCP	BS->BS
58	Master Subframe Switch Reply	CXP-RSP	TCP	BS->BS
57-255	reserved			

Negotiation of interference-free intervals

- Credit Token based
- Allows to use the available interference-free zones
 - A Master may offer leasing for a given duration
 - advertise
 - A number of Slaves may bid
 - Every time-interval has a number of associated tokens
- Inter-BS communication:
 - Via IP Protocol
 - Over the air

Optimizations

- Channel selection optimization
 - Search process for an optimum frequency selection
 - Channel switch messages
 - Channel_Switch_Request
 - Channel_Switch_Replay
- Master sub-frame selection optimization
 - Similar

Regulatory domains and Cognitive
Radio procedures for coexistence
with other spectrum users

Regulatory Domains

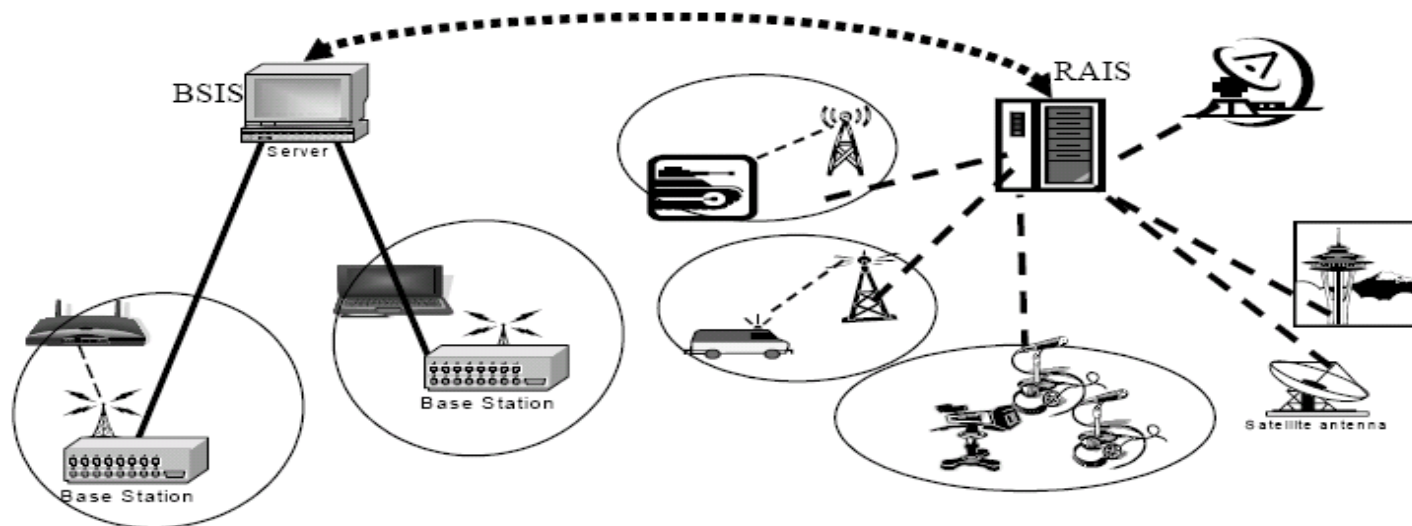
- Initial text:

Table h61— Relevant regulatory domains and essential CX parameters

Regulatory Index	Frequency band	Regulatory authority	Channel Spacing (MHz)	Channel centers (MHz)	CXZ Parameters	Recommendations
1	5.25 – 5.875GHz	FCC, ECC	10, 20	See chap. 8.5	MAC Frame duration: 5ms, RI=20ms Sub-frame type: 2 DL Common sub-frame: 1ms	FFT sizes: up to 1k
2	3.65 – 3.7GHz	FCC	7	3654, 3661, 3.668 3.675,3682,3689, 3696	MAC Frame duration: 5ms, 10ms? RI=20ms, 30ms? Sub-frame type: 2? DL Common sub-frame: 1ms, 3ms?	FFT sizes: up to 512
2	3.65 – 3.7GHz (BWA)	FCC	20	3661, 3689	Idem	FFT sizes: up to 1k
3	< 850MHz (TV Bands)	FCC	6	Centers of the TV channels	MAC Frame duration: 10ms Sub-frame type: 2? DL Common sub-frame: 3ms?	FFT sizes: up to 1k
4	4.940-4990GHz (Public Safety)	FCC (03-99)	5	4942.5 +n*5MHz	MAC Frame duration: 5ms, RI=20ms Sub-frame type: 2 DL Common sub-frame: 1ms	FFT sizes: up to 512

Coexistence with other spectrum users

- CX Control Channel
 - Spectrum users / applications can evaluate the interference created by 802.16 systems
- CX Protocol
 - Frequency channels may be made available upon REQUEST by 802.16 systems to Preferred spectrum Users or other Spectrum Applications



Network and Architecture

Network elements

- Network Architecture
 - Distributed
- Base Station Identification Server
 - BS GPS position
 - BS IP address
 - BS Operator information
 - BS Radio Signature scheduling info
 - BS RF emission characteristics: power, antennas, etc
- Security
 - Proxy Server for associating BSID with IP address for transmissions over the air during the CSI (Coex Signaling Interval)
 - Optionally used also for transmissions over the backbone

802.16h network architecture

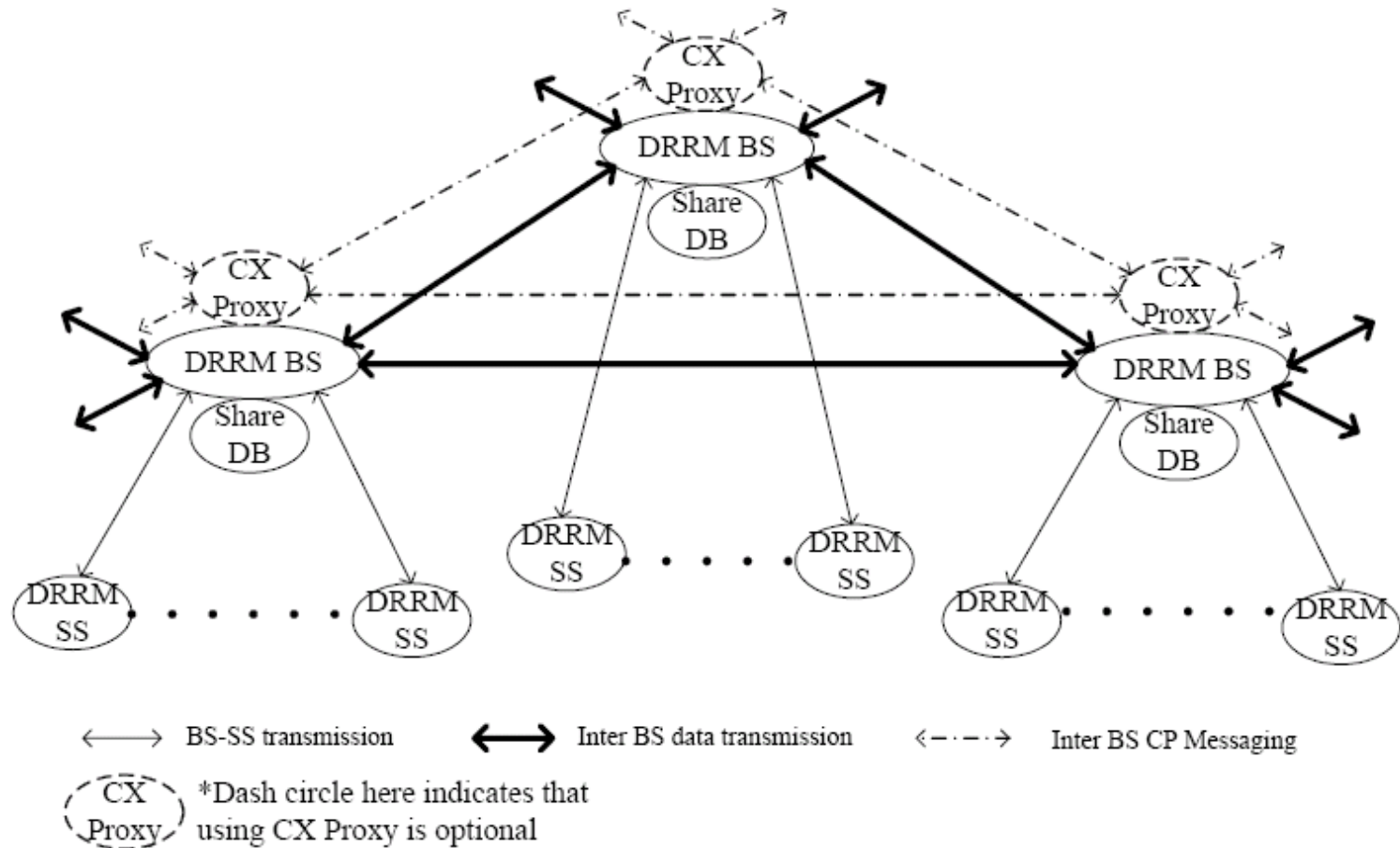
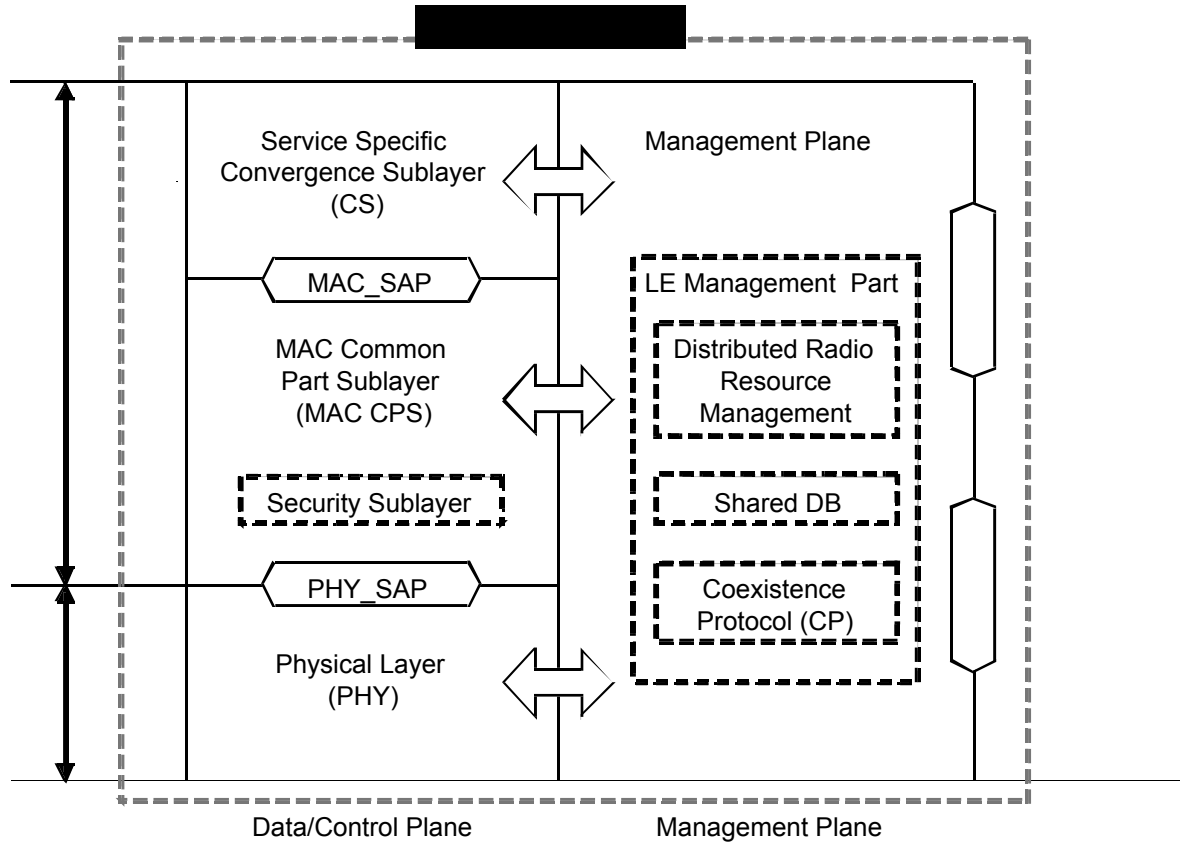


Figure h20—System Architecture

Base Station Protocol Architecture



Conclusion

- 802.16h – D1 adds
 - Cognitive Radio based coexistence
 - Separation of interference in both frequency and time domains
 - Elements for Coexistence with 802.11
 - Protocol-based coexistence
 - Allow higher cell sizes
 - Allow better spectral efficiency and capacity
 - Allow better QoS
 - Allow lower power consumption
 - Allow better spectrum sharing with other spectrum users/applications
- Coexistence with other 802 systems in the same bands
 - Highly desirable
 - Co-operation may be need!