

Cooperative RS Transmission Scheme on IEEE 802.16j

IEEE 802.16 Presentation Submission Template (Rev. 8.3)

Document Number:

IEEE: C802.16j-06/294

Date Submitted:

2006-11-07

Source:

Mingshu Wang, Anxin Li,
Xiangming Li, Hidetoshi Kayama

DoCoMo Beijing Labs

7/F, Raycom Infotech Park A, No.2 Kexueyuan South Road,
Haidian District, Beijing, 100080, China

Voice: +8610-82861501

Fax: +8610-82861506

E-mail: {wang, liax, lixm, kayama}@docomolabs-beijing.com.cn

Venue:

IEEE 802.16 Session #46, Dallas, TX, USA

Base Document:

Available soon

Purpose:

Recommend cooperative RS transmission scheme in response to the call for technical proposals (IEEE 802.16j-06/027) .

Notice:

This document has been prepared to assist IEEE 802.16. It is offered as a basis for discussion and is not binding on the contributing individual(s) or organization(s). The material in this document is subject to change in form and content after further study. The contributor(s) reserve(s) the right to add, amend or withdraw material contained herein.

Release:

The contributor grants a free, irrevocable license to the IEEE to incorporate material contained in this contribution, and any modifications thereof, in the creation of an IEEE Standards publication; to copyright in the IEEE's name any IEEE Standards publication even though it may include portions of this contribution; and at the IEEE's sole discretion to permit others to reproduce in whole or in part the resulting IEEE Standards publication. The contributor also acknowledges and accepts that this contribution may be made public by IEEE 802.16.

IEEE 802.16 Patent Policy:

The contributor is familiar with the IEEE 802.16 Patent Policy and Procedures <<http://iee802.org/16/ipr/patents/policy.html>>, including the statement "IEEE standards may include the known use of patent(s), including patent applications, provided the IEEE receives assurance from the patent holder or applicant with respect to patents essential for compliance with both mandatory and optional portions of the standard." Early disclosure to the Working Group of patent information that might be relevant to the standard is essential to reduce the possibility for delays in the development process and increase the likelihood that the draft publication will be approved for publication. Please notify the Chair <<mailto:chair@wirelessman.org>> as early as possible, in written or electronic form, if patented technology (or technology under patent application) might be incorporated into a draft standard being developed within the IEEE 802.16 Working Group. The Chair will disclose this notification via the IEEE 802.16 web site <<http://iee802.org/16/ipr/patents/notices>>.

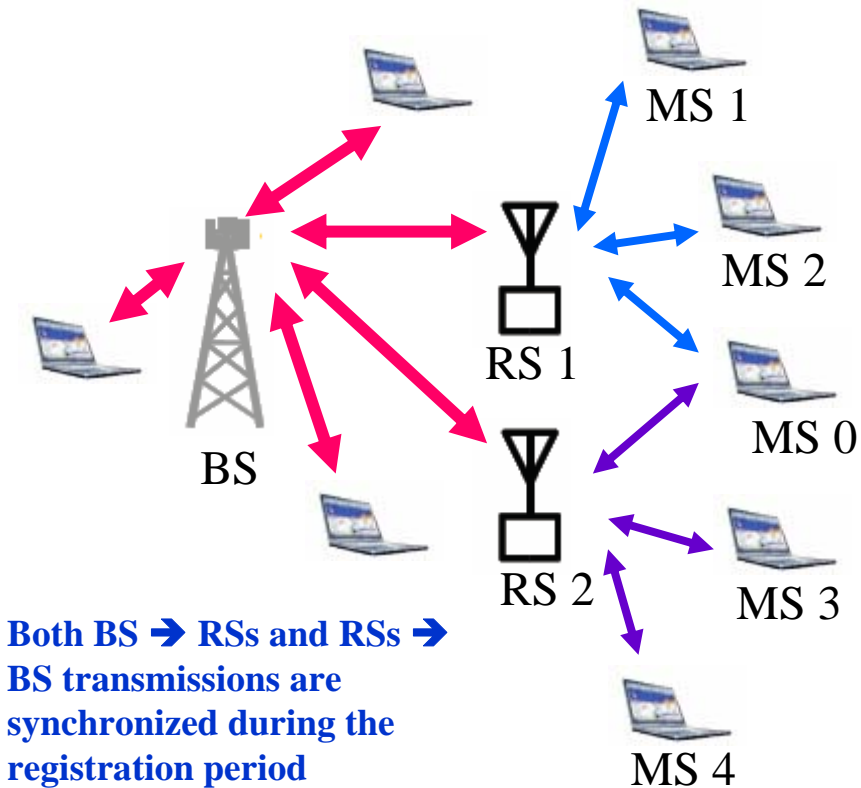
Cooperative RS Transmission Scheme on IEEE 802.16j




**DoCoMo Beijing Labs
Nov. 2006**

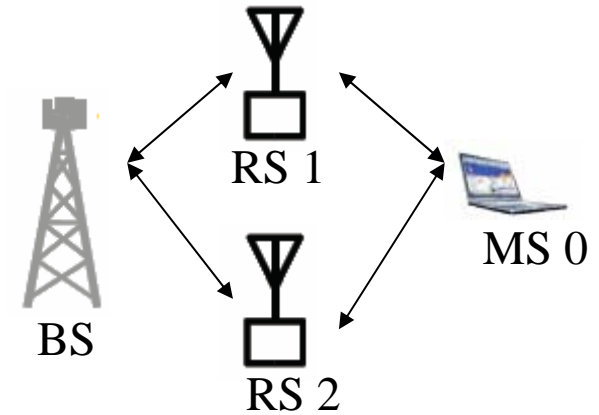
Introduction

- Cooperative transmission can increase network capacity by using distributed MIMO technologies
- The key problems to implement cooperative transmission in the MMR system
 - How to deal with asynchrony among the transmission from cooperative RSs to the SS/MS
 - How to determine which and how many RSs involved in the cooperative transmission

Usage Scenario



-  Directly connected to BS
-  Connected to RS1
-  Connected to RS2



Using the proposed method, RS1 and RS2 cooperatively communicate with BS and MS 0.

Simultaneously, RS1 also relays for MS1 and MS2; RS2 also relays for MS3 and MS4.

Proposed Cooperative RS Transmission

Step 1 (Connection Step):

- Gather information of the received SNR and transmission delay of all possible relay nodes
 - ① In the downlink sub-frame add a cooperative indicator (CI)
 - ② $RS_i \rightarrow MS/SS$ forward the packet at T_{i0}
 - ③ MS/SS records the received time from each RS_i , T_{i1} , and measures the received SNR_{i1}
 - ④ $MS/SS \rightarrow RS_i$ sends back a control packet at T_{i2} including $SNR_{i1}, (T_{i2} - T_{i1})$
 - ⑤ RS_i records the received time T_{iE}
 - ⑥ $RS_i \rightarrow BS$ forwards the packet adding $(T_{iE} - T_{i0})$
 - ⑦ BS measures the received SNR_{i2}

$$\text{Delay } i1 = [(T_{iE} - T_{i0}) - (T_{i2} - T_{i1})] / 2$$

CI: suggested to use 2 bits. (00: No; 11: Yes; 01 and 10 are reserved)

Proposed Cooperative RS Transmission

Step 2(Selection Step):

- BS makes decision on whether cooperative transmission will be executed and which relay nodes are involved in the transmission

- i. Initially select all the RSs that can satisfy

$$\begin{cases} SNR_{i1} \geq A * S_1 \\ SNR_{i2} \geq A * S_2 \end{cases} \quad 0 < A < 1$$

$$S_1 = \max(SNR_{i1}) \quad S_2 = \max(SNR_{i2})$$

If the number of RSs selected in i. step exceeds a threshold N_R

- ii. Only N_R RSs with largest J_i are finally selected

$$J_i = \frac{SNR_{i1}}{S_1} * \frac{SNR_{i2}}{S_2}$$

A is suggested to be 0.3; N_R is suggested to be 2

Proposed Cooperative RS Transmission

Step 3(Information Step):

- All the selected relay nodes are informed with an adjusting table to adjust their downlink transmission timing to be synchronized in the cooperative transmission.

Table 1. Adjusting Table

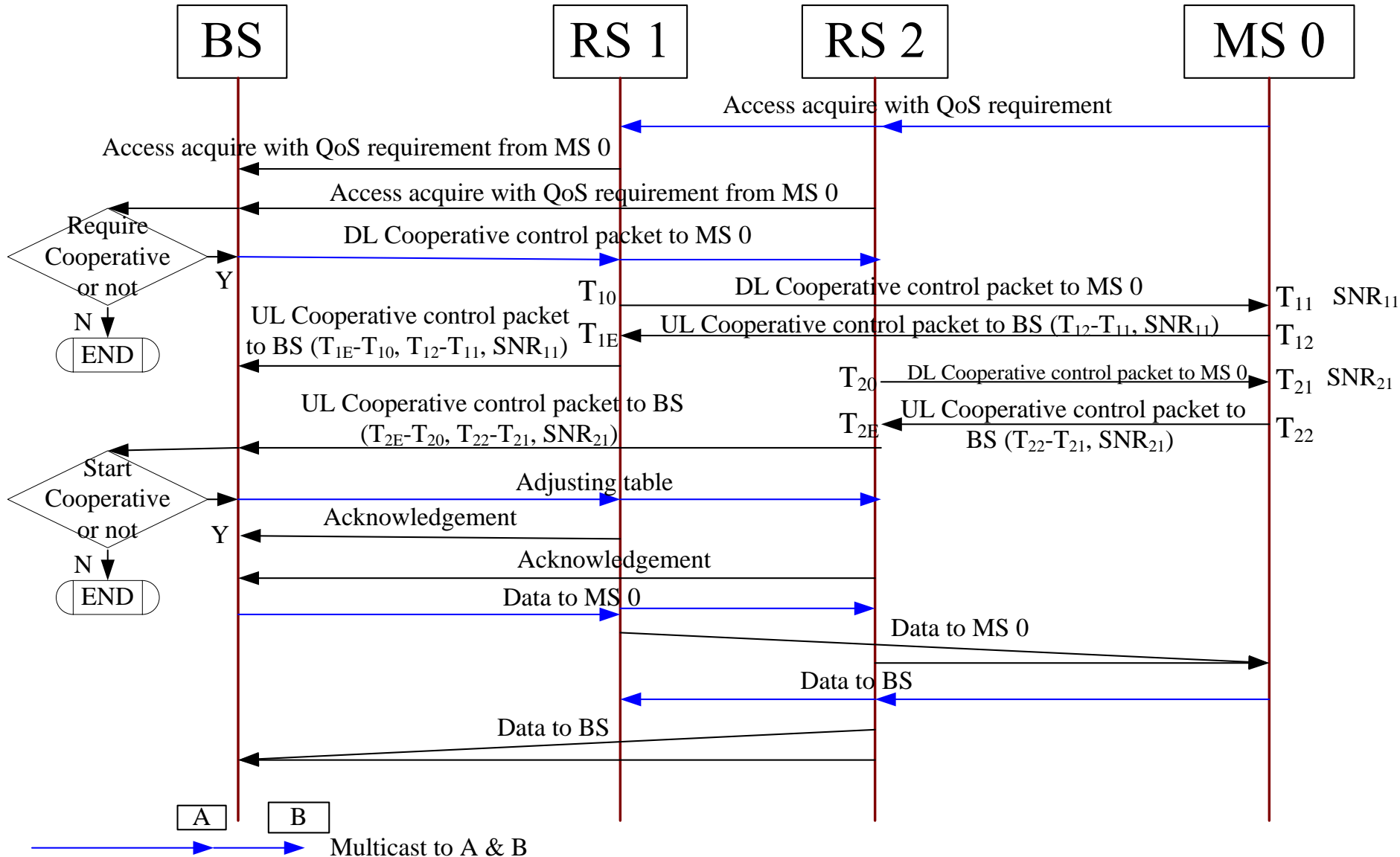
RS ID	Destination MS/SS ID	Total Num. of RS	Order of the RS	Adjust delay $i1$
-------	----------------------	------------------	-----------------	-------------------

Step 4 (Cooperative Transmission Step):

- More than 1 RSs are used for the transmission between the BS and the dedicated MS. Cooperative transmission is in both uplink and downlink.

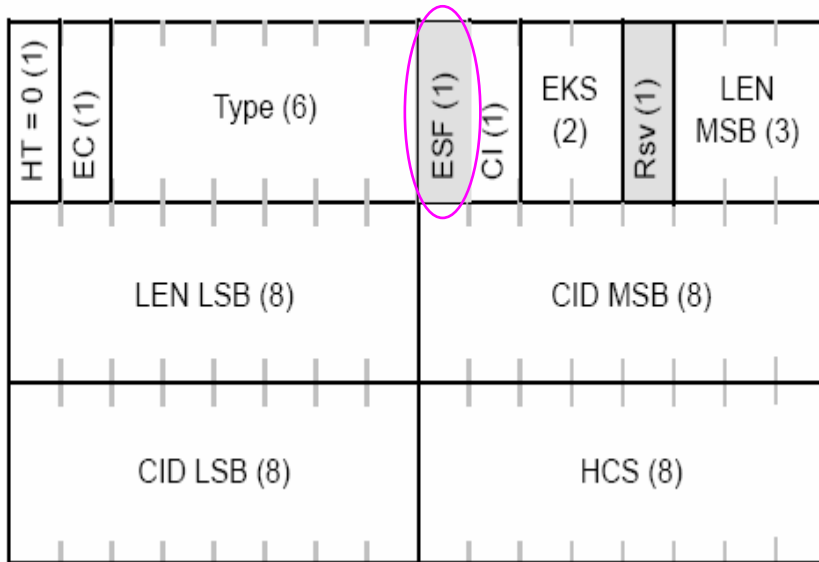
*Assume $Delay\ i1 \leq Delay\ i2$, $Adjust\ delay\ i1 = Delay\ i2 - Delay\ i1$
 $Adjust\ delay\ i2 = 0$*

Message Flow in Cooperative RS Transmission



Packet Format in Cooperative RS Transmission

Generic MAC header format

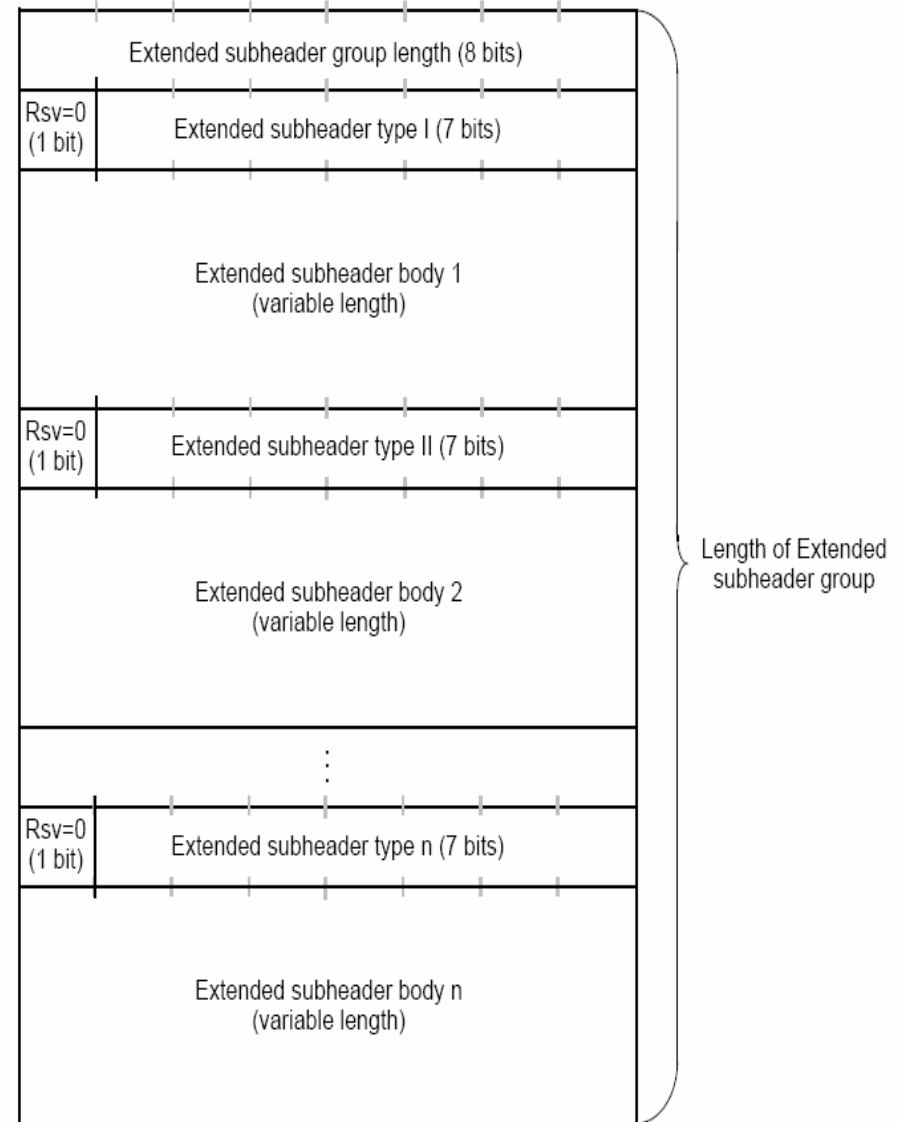


ESF: Extended subheader field.

If ESF = 0, the extended subheader is absent.

If ESF = 1, the extended subheader is present and will follow the GMH immediately.

ESF is used to indicate DL cooperative control packet/ UL cooperative packet / DL RS Adjusting table/ UL RS acknowledgement



Extended subheader group format

Packet Format in Cooperative RS Transmission

Table 1 Description of extended subheaders types (DL)

ES type	Name	ES body size	Description
6	cooperative control packet	1byte	All reserved
7	RS Adjusting table	1 byte	Indicate the payload length in bytes

Payload of RS Adjusting table

1 byte	1 byte	1 byte	1 byte	2 bytes	...	1 byte	1 byte	2 bytes
DID	NRS	RSID 1	SN 1	AD1	...	RSID N	SN N	AD N

DID: Destination MS/SS ID

NRS: Number of RS

RSID i : i -th cooperative RS ID

SN i : index of STBC assigned to i -th cooperative RS

AD i : Retract transmission time of i -th cooperative RS (unit ns)

Packet Format in Cooperative RS Transmission

Table 2 Description of extended subheaders types (UL)

ES type	Name	ES body size	Description
6	cooperative control packet	1byte	Indicate the payload length in bytes
7	RS Acknowledgement	1byte	All reserved

Payload of cooperative control packet

1 byte 1 byte 3~6 bytes 2 bytes 2 bytes

SID	RSID	SNR	PST	RSE
-----	------	-----	-----	-----

Should be added by the possible RS. The content is $T_{iE}-T_{i0}$ (unit: ns)

SID: Source MS/SS ID

RSID : ID of the possible RS

SNR: Received SNR of the possible RS

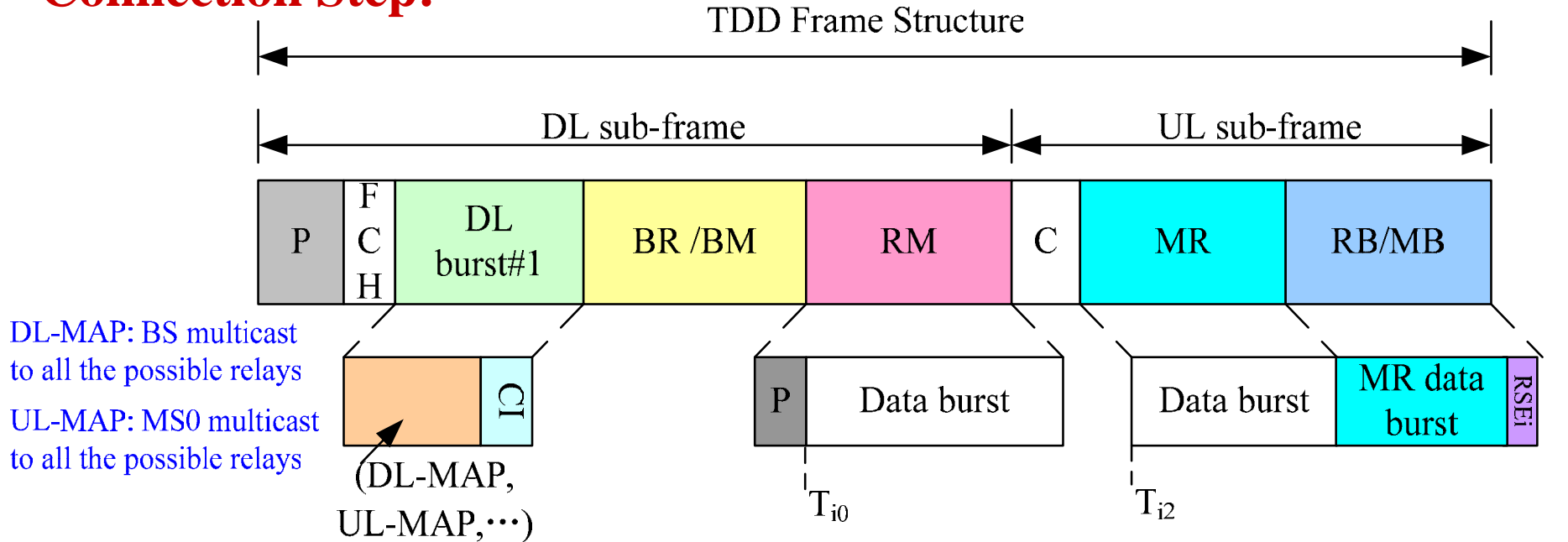
PST: $T_{i2}-T_{i1}$ (unit: ns)

RSE: ReServed for Enhence of the possible RS

Where i denotes the ID of RS

Frame Structure in Cooperative RS Transmission

Connection Step:

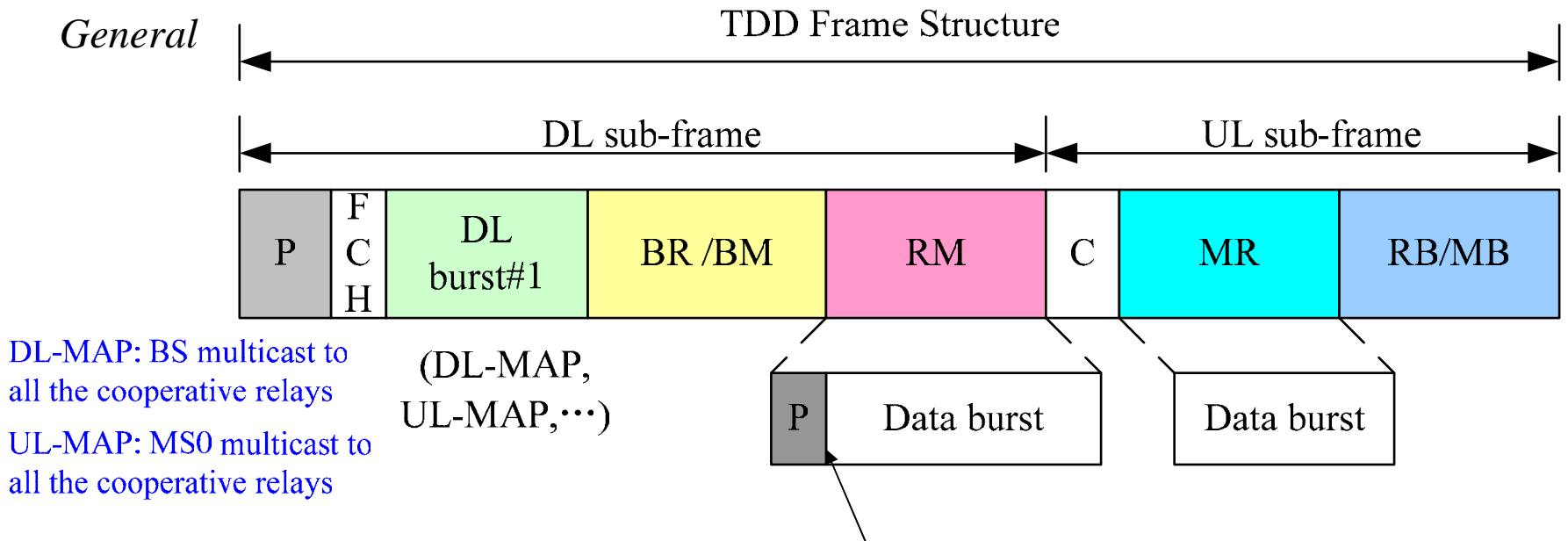


Frame structure in [1] is used for illustrations.

[1] C80216mmr-05_005r2, A Recommendation on PMP Mode Compatible Frame Structure.

Frame Structure in Cooperative RS Transmission

Transmission Step:

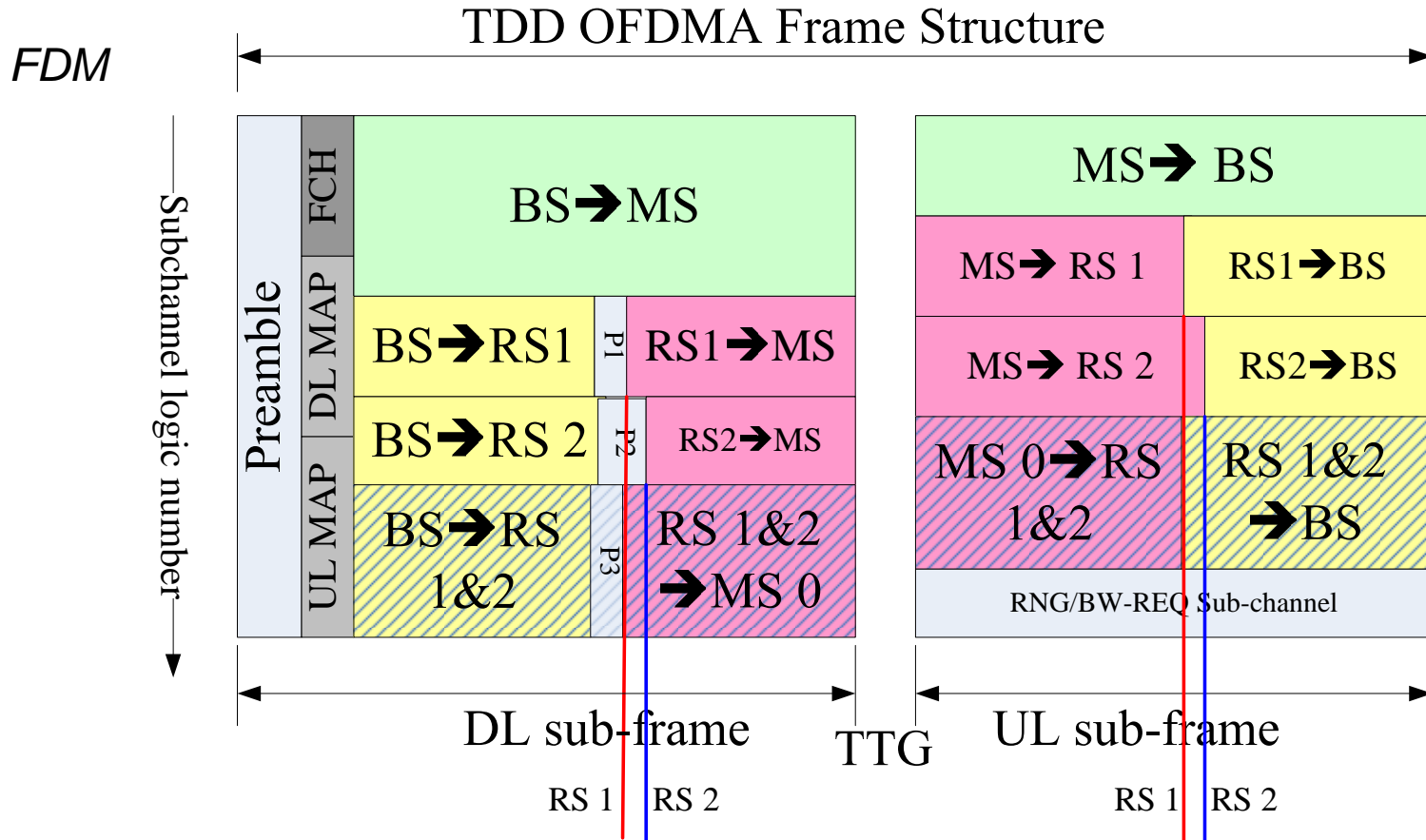


In both uplink and downlink, RS 1 and RS 2 are allocated the same chunk for cooperative transmission and different chunks for other MSs

Frame structure in [1] is used for illustrations.

Frame Structure in Cooperative RS Transmission

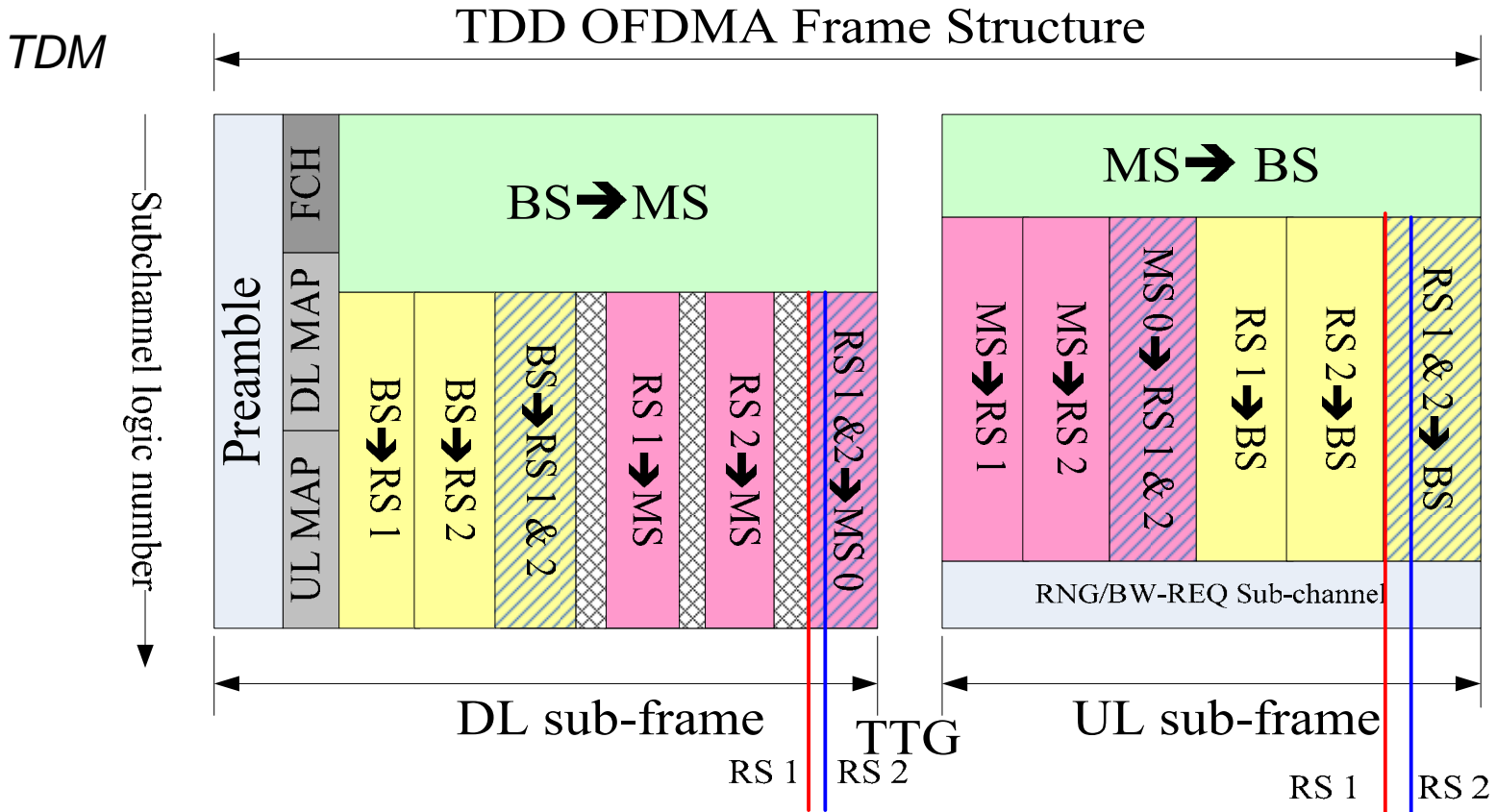
Transmission Step:



The transmission starting time of RS 1 & RS 2 is different

Frame Structure in Cooperative RS Transmission

Transmission Step:



The transmission starting time of RS 1 & RS 2 is different

Merits of the Proposed Cooperative RS Transmission Scheme

- The proposed cooperative RS transmission scheme can
 - Realize synchronized transmission.
 - Balance the received performance and the system capacity.
- No hardware change in MS is required when the proposed cooperative transmission is used