

<u>Project</u>	IEEE 802.16 Broadband Wireless Access Working Group < http://ieee802.org/16 >	
<u>Title</u>	Frame Structure for Transparent Relay Mode	
<u>Date Submitted</u>	2007-01-18	
<u>Source(s)</u>	<u>Gang Shen, Kaibin Zhang, Xiaobin Leng, Jimin Liu, Shan Jin</u> <u>Alcatel-Lucent, Research & Innovation</u> <u>388#, Ningqiao Road, Shanghai, China.</u>	<u>Voice: 86-21-50551240-8194</u> <u>Fax: 86-21-50554554</u> <u>Email: gang.a.shen@alcatel-sbell.com.cn</u>
	<u>Torsten Fahldieck, Joerg Schaepperle, Roland Muenzner</u> <u>Alcatel-Lucent, Research & Innovation</u> <u>Lorenzstr. 10, D-70435 Stuttgart, Germany</u>	<u>Voice: 49-711-82132163</u> <u>Email: torsten.fahldieck@alcatel.de</u>
	<u>Fang-Ching Ren, I-Kang Fu, Chie Ming-Chou</u> <u>ITRI/NCTU No. 195, Sec. 4, Chung-Hsing Road, Chutung, Hsinchu, Taiwan</u>	<u>Voice : 886-3-5914786</u> <u>Fax: 886-3-5820371</u> <u>Email: frank_ren@itri.org.tw</u>
	<u>Michiharu Nakamura</u> <u>Fujitsu Laboratories Ltd.</u> <u>5-5 Hikarino-oka, Yokosuka-shi, Kanagawa-ken, 239-0847 Japan</u>	<u>Voice : 81-468-39-5371</u> <u>Fax : 81-468-39-5560</u> <u>Email :michi@labs.fujitsu.com</u>
	<u>Dorin Viorel</u> <u>Fujitsu Microelectronics Canada Inc</u> <u>#300, 2710-17th Ave SE,</u> <u>Calgary, AB, T2A 0P6, Canada</u>	<u>Voice: +1 403 207 6311</u> <u>Fax: +1 403 248 1886</u> <u>Email : dviorel@fnci.fujitsu.com</u>
	<u>Mike Hart, Yuefeng Zhou</u> <u>Fujitsu Laboratories of Europe Ltd.</u> <u>Hayes Park Central</u> <u>Hayes, Middx, UB4 8FE, UK.</u>	<u>Voice: +44 20 8606 4523</u> <u>Fax: +44 20 8606 4539</u> <u>Email : mike.hart@uk.fujitsu.com</u>
	<u>Yong Sun, Dharma Basgeet, Zhong Fan, Paul Strauch</u> <u>Toshiba Research Europe Limited</u> <u>32 Queen Square, Bristol BS1 4ND, UK</u>	<u>Email: Sun@toshiba-trel.com</u>
	<u>David Comstock, John Lee, Zheng Shang, Jingning Zhu</u>	<u>Voice: +1 858 735 9382</u>

Huawei Technologies
No.98, Lane91, Eshan Road, Shanghai,
P.R.C

Email: dcomstock@huawei.com

Kanchei (Ken) Loa, Yi-Hsueh Tsai,
Yung-Ting Lee, Hua-Chiang Yin,
Shiann-Tsong Sheu, Chih-Chiang Hsieh,
Frank C.D. Tsai, Youn-Tai Lee,
Heng-Iang Hsu
Institute for Information Industry
8F., No. 218, Sec. 2, Dunhua S. Rd.,
Taipei City, Taiwan.

Voice: +886-2-2739-9616
Email: loa@iii.org.tw

Hang Zhang, Peiyong Zhu, Mo-Han Fong,
Wen Tong, David Steer, Gamini Senarath,
Derek Yu, Mark Naden, G.Q. Wang
Nortel
3500 Carling Avenue
Ottawa, Ontario K2H 8E9

Voice: +1 613 7631315
Email: WenTong@nortel.com
pyzhu@nortel.com

Roger Peterson
Motorola
1301 E. Algonquin Rd.,
MD:2256A, Schaumburg, IL 60196, USA

Voice: +1 847 576 3892
r.peterson@motorola.com

Matty Levanda
WiNetworks
152 West 57th St. New York, New York
10019

Voice: +972 9 9519556-221
Fax: +972 9 9519557
Email: matyl@winetworks.com

Daqing GU, Anxin Li
DoCoMo Beijing Communication Lab. Co.,
Ltd.
7/F, Raycom Infotech Park Tower A
No. 2 Kexueyuan South Road, Haidian
District, Beijing, 100080 China

Voice : +86-10-82861501 ext. 126
Email :gu@docomolabs-beijing.com.cn

Re: IEEE 802.16j-06_034: "Call for Technical Proposals regarding IEEE Project P802.16j"

Abstract This document describes a requirement and definition of the MR transparent relay frame structure

Purpose To define the transparent relay frame structure.

<u>Notice</u>	<u>This document has been prepared to assist IEEE 802.16. It is offered as a basis for discussion and is not binding on the contributing individual(s) or organization(s). The material in this document is subject to change in form and content after further study. The contributor(s) reserve(s) the right to add, amend or withdraw material contained herein.</u>
<u>Release</u>	<u>The contributor grants a free, irrevocable license to the IEEE to incorporate material contained in this contribution, and any modifications thereof, in the creation of an IEEE Standards publication; to copyright in the IEEE's name any IEEE Standards publication even though it may include portions of this contribution; and at the IEEE's sole discretion to permit others to reproduce in whole or in part the resulting IEEE Standards publication. The contributor also acknowledges and accepts that this contribution may be made public by IEEE 802.16.</u>
<u>Patent Policy and Procedures</u>	<u>The contributor is familiar with the IEEE 802.16 Patent Policy and Procedures <http://ieee802.org/16/ipr/patents/policy.html>, including the statement "IEEE standards may include the known use of patent(s), including patent applications, provided the IEEE receives assurance from the patent holder or applicant with respect to patents essential for compliance with both mandatory and optional portions of the standard." Early disclosure to the Working Group of patent information that might be relevant to the standard is essential to reduce the possibility for delays in the development process and increase the likelihood that the draft publication will be approved for publication. Please notify the Chair <mailto:chair@wirelessman.org> as early as possible, in written or electronic form, if patented technology (or technology under patent application) might be incorporated into a draft standard being developed within the IEEE 802.16 Working Group. The Chair will disclose this notification via the IEEE 802.16 web site <http://ieee802.org/16/ipr/patents/notices>.</u>

Frame Structure for Transparent Relay Mode

Introduction

The frame structure for transparent relay operation shall be defined to enable backward compatibility and efficient R-link operation. This contribution proposes an in-band frame structure for transparent relay operation, based on C80216j-06_233r8.

The following assumptions are made:

No changes are required for a IEEE802.16e-2005 MS operation;

It enables efficient and flexible R-link operation by extension of IEEE802.16e-2005 frame structure;

The impact upon the current IEEE802.16e frame structure is minimized

The R-link delay is minimized;

Only centralized scheduler is supported for transparent RS

MS is located within the coverage of MR-BS, and can receive broadcast information from MR-BS directly

Only TDD frame is considered in this contribution

This contribution proposes a frame structure for in-band transparent relay operation. This relaying frame structure is an extension of 802.16e OFDMA TDD frame structure.

Transparent Relay and Non-Transparent Relay Operation

Two kinds of relay operations are given in the past sessions: transparent relay and non-transparent relay operation. RS shall work in one mode at one time. The relay operation mode may be configured at network deployment or RS network entry.

In transparent relay operation, MS associated to RS is located within the coverage of MR-BS, and the DL control signal from MR-BS can directly reach MS without RS relaying. RS does not transmit preamble and MAPs. All MSs and RSs within one MR-cell are synchronized to MR-BS via its preamble, and get DL / UL MAP. MS does not recognize the existence of the RS even though it communicates with the MR-BS via the transparent RS. In this relay mode, the control signal and the data traffic is separated in DL. Transparent relay only supports centralized scheduler. Transparent relay is dedicated for throughput enhancement, where MS is located within the coverage of BS's broadcast information.

In comparison, in non-transparent relay operation, RS has to take the responsibility to transmit a preamble and also MAP at the beginning of the DL sub-frame. Therefore, a MS recognizes it as a BS. All data and control

signal transmission between MR-BS and MS are relayed. The non-transparent RS may support centralized or distributed scheduler.

Transparent RS and non-transparent RS can coexist in one MR-cell.

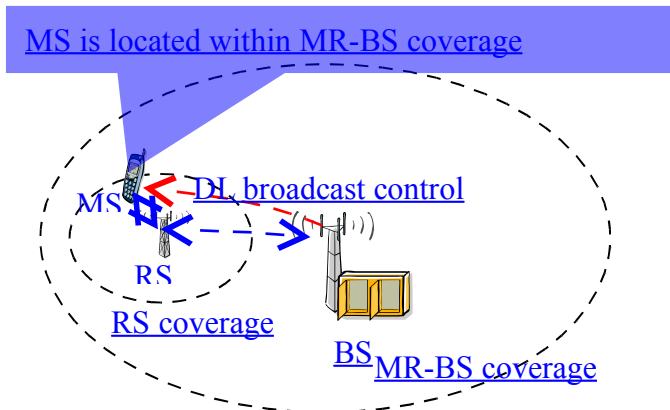


Fig.1 Transparent RS

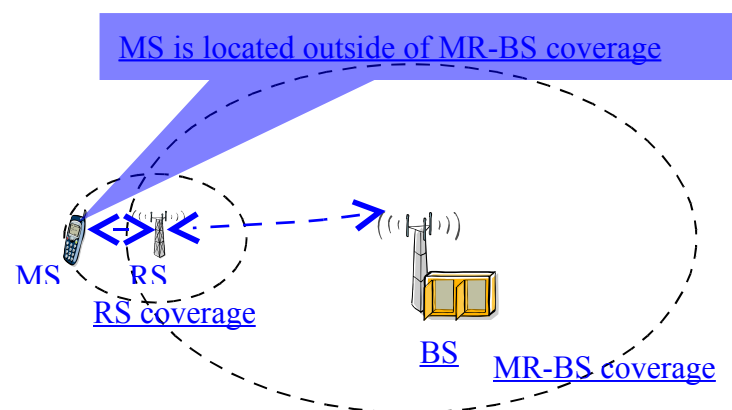


Fig.2 Non-Transparent RS

Proposed Transparent Relay Frame Structure

The current TDD frame structure divides the frame into two sub-frames for downlink and uplink transmission. In this proposal, a simple extension to the frame structure is proposed to enable relaying that involves defining the existence of a relay link and also access link for RS-MS transmission and reception intervals in the MR-BS DL and UL sub-frames, respectively. Although there shall not be any change in MR-BS preamble and MAP for access link, to facilitate communication between MR-BS and RS, there may be a R-MAP in which the channel resource information for relay link can be defined, where R-MAP is located following legacy MAP or defined as an extension of legacy MAP.

Fig.3 illustrates the transparent relay frame structures from the view of MR-BS and RS. The proposed frame structure is enabled relaying with main features:

- In DL subframe, MR-BS→MS/RS transmissions require no changes to the frame structure in IEEE 802.16e because MR-BS takes RS as a special MS for down stream operation. For RS→MS transmissions, it shall be allocated in a separate zone, where RS transmission/reception does not conflict. Optionally, BS to MS transmission is also allowed in the second zone.
- In UL subframe, MS→MR-BS/RS transmissions require no changes to the frame structure in IEEE 802.16e because both MR-BS and RS perform upstream reception the same as legacy BS. A separate relay zone shall be allocated for RS→MR-BS transmission to avoid RS transmission/reception at one time.

Based on Fig. 3, the basic two-hop relay frame structure is composed of a DL sub-frame and a UL sub-frame.

like in the 802.16e case. Between the DL sub-frame and the UL sub-frame a TTG is placed

The DL sub-frame is given as:

- The DL sub-frame is composed of a zone for MR-BS to MS / RS transmissions and a zone for RS to MS transmissions named as transparent zone.
- It is responsible for MR-BS to assign zones so that the transmitting and receiving parts of the RS do not happen at the same time
- Between these two zones a Relay RTG (RRTG) is placed.
- Legacy operation is used for the DL transmission from MR-BS to MS / RS.
- R-MAP is for RS resource allocation
- The sequence of these two zones may be changed.

The UL sub-frame is given as:

- The UL sub-frame is composed of a zone for MS → RS / MR-BS transmissions and a zone for RS → MR-BS transmissions.
- It is responsible for MR-BS to assign zones so that the transmitting and receiving parts of the RS do not happen at the same time
- Between these two zones a Relay RTG (RRTG) is placed.
- Legacy operation is used for the UL transmission from MS to MR-BS and from RS to MR-BS.
- R-MAP is for RS resource allocation
- The sequence of these two zones may be changed.

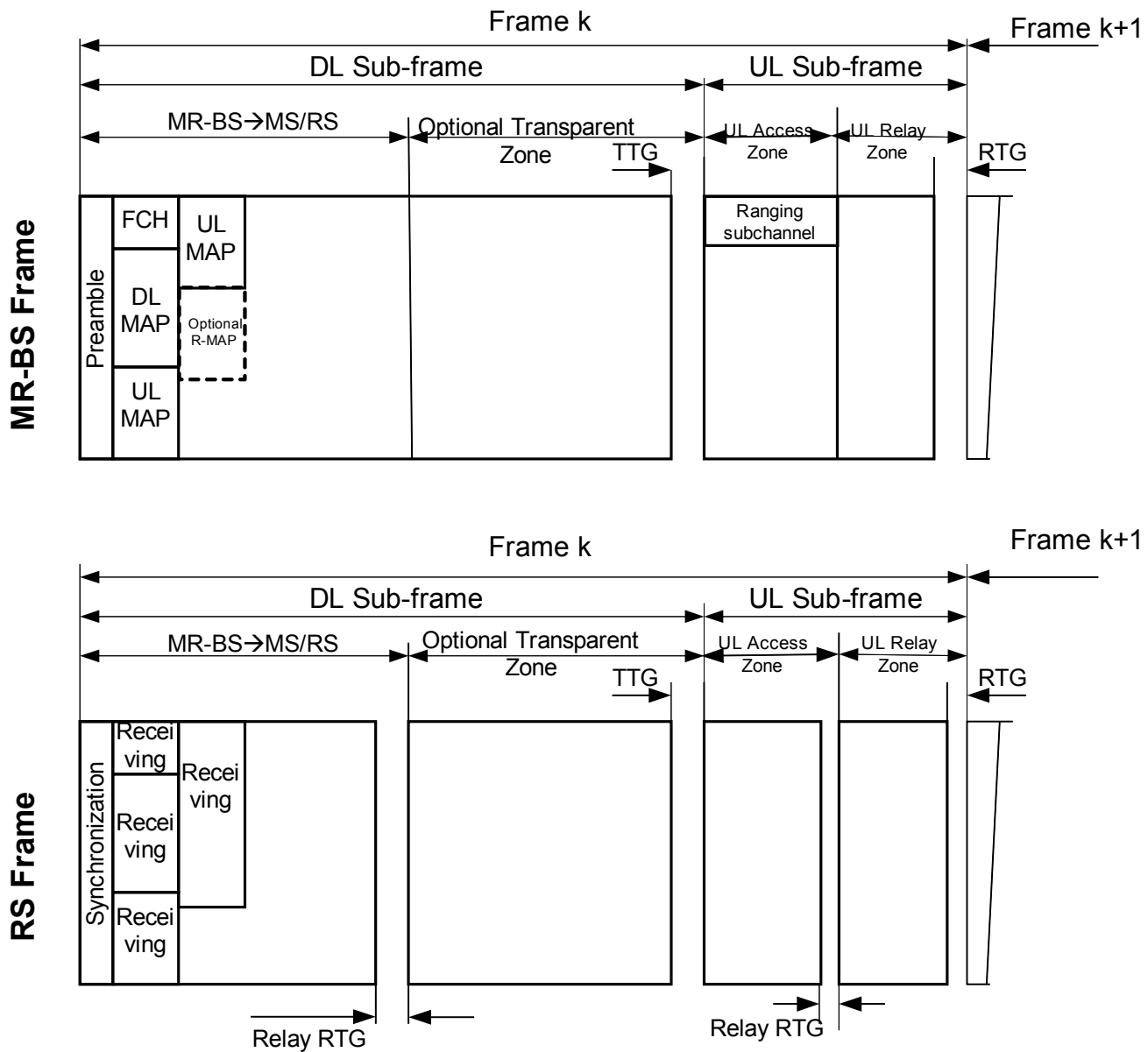


Figure.3. Example of configuration for an in-band transparent relay frame structure

At initialization, the RS performs an initial network entry with the MR-BS in the same way as the MS does, the RS detects a preamble in the MR-BS frame and it establishes the synchronization with the MR-BS. RS and MS use one common ranging channel allocated by MR-BS for network entry.

Conclusion

This proposal provides a simple extension to the existing frame structure defined in IEEE Std. 802.16 that enables support for the transparent relay operation.

-

Proposed text changes

+++++ start text proposal +++++

[Change subclause 6.3.7.3 as indicated:]

6.3.7.3 DL-MAP

The resource allocation for the DL relay subframe shall, if presented, be defined by the MR-BS in either the DL-MAP or the separate R-MAP.

[Change subclause 6.3.7.4 as indicated:]

6.3.7.4 UL-MAP

The resource allocation for the UL relay subframe shall be defined by the MR-BS in either the UL-MAP or the separate R-MAP.

8.4.4.7.1 Frame structure for transparent mode

[Insert section 8.4.4.7.1.1]

8.4.4.7.1.1 MR-BS frame structure

For the TDD mode, an example of the MR-BS frame structure is shown in Figure xxx.

Each frame in the downlink transmission begins with a preamble followed by an FCH, DL-MAP, and possibly UL-MAP. R-MAP is located following MAP or defined as an extension of MAP. The frame structure consists of DL sub-frame period and UL sub-frame period. In each frame, the TTG shall be inserted between the DL sub-frame and the UL sub-frame. The RTG shall be inserted at the end of each frame. One common ranging subchannel is shared by all RSs and MSs within one MR-cell.

The DL sub-frame shall include at least one zone for MR-BS to its subordinate MS/RS transmissions and may optionally include a transparent zone for RS to its subordinate stations transmissions. Optionally the MR-BS may transmit in the transparent zone as well. The transparent zone can be indicated by STC_DL_ZONE_IE() defined in Table 279. The UL sub-frame may include a zone for MS to MR-BS / RS transmissions and optionally include a zone for RS to its access station transmissions. The bandwidth allocation for transmissions between MR-BS and MS / RS follows IEEE802.16e operation.

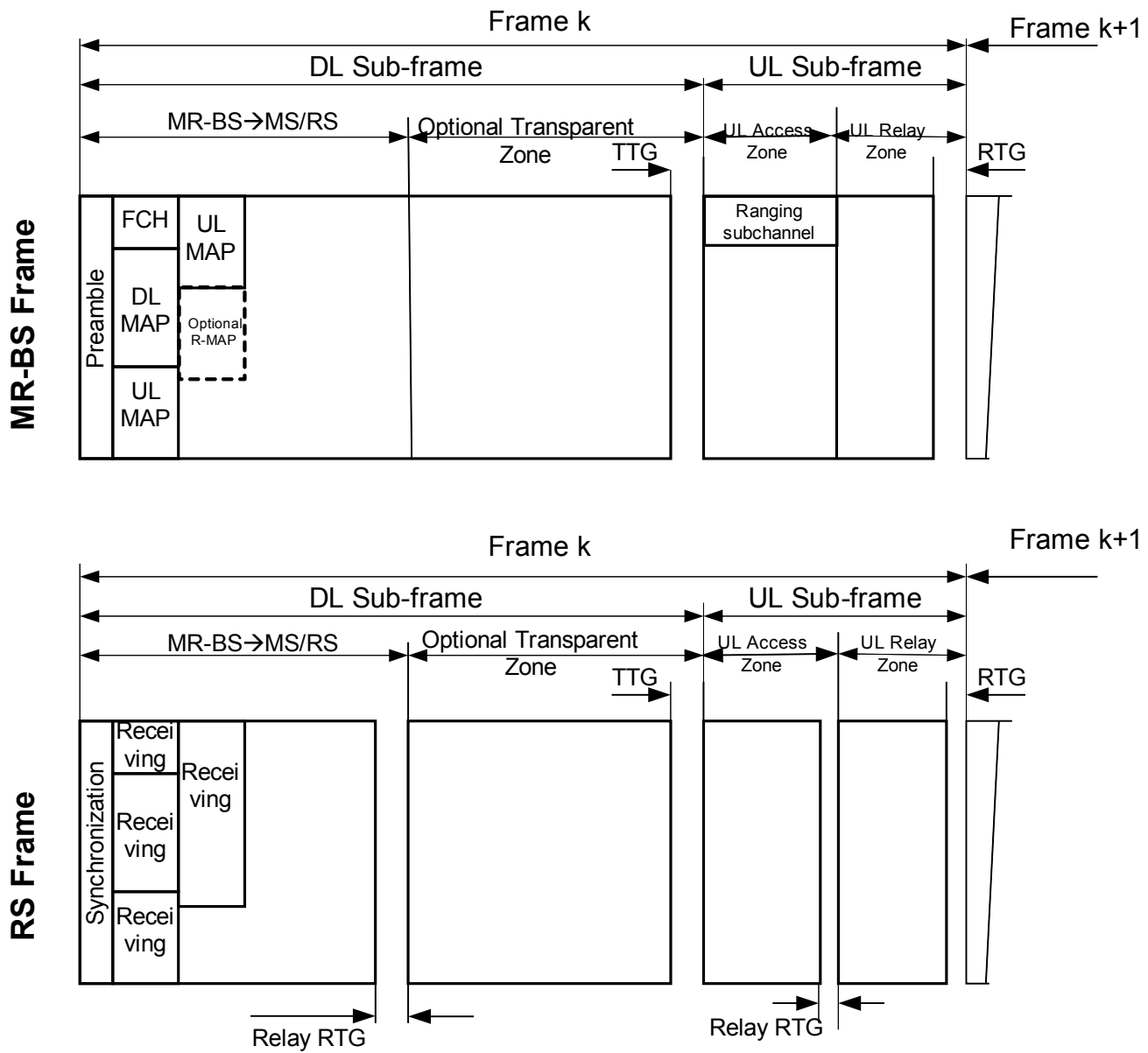


Figure xxx Example of configuration for an in-band transparent relay frame structure

[Insert section 8.4.4.7.1.2:]

8.4.4.7.1.2 Relay frame structure

From RS view, an example of an RS TDD frame structure is shown in Figure xxx.

For a transparent relay RS, the preamble and MAP are not transmitted at the beginning of the frame. Instead it listens the preamble, MAP or optional R-MAP transmission from MR-BS. The detailed allocation for RS can be indicated by MAP or R-MAP. The signaling method shall be negotiated in RS network entry procedure. In each frame, the TTG shall be inserted between the DL sub-frame and the UL sub-frame. The RTG shall be inserted at the end of each frame.

The DL sub-frame shall include one zone for RS and MS to receive burst from MR-BS and optionally include a transparent zone for RS to transmit burst to its subordinate stations. The UL sub-frame may include zero or one zone for receiving burst from its subordinate stations and zero or one zone for transmitting burst to MR-BS/RS. The ranging channel is shared by RS and MS, while RS may indicate itself as relay during the initialization. Optionally, an RS amble (at TBD location) may be transmitted.

If the RS switches from transmission to reception mode, an R-TTG shall be inserted. If the RS switches from reception to transmission mode, an R-RTG shall be inserted.

Simultaneous operation of transparent RSs and non-transparent RSs within one MR-cell can be supported by allocating relay zones within the transparent relay frame structure.

+++++++ End of text proposal ++++++