

Project	IEEE 802.16 Broadband Wireless Access Working Group < <a href="http://ieee802.org/16">http://ieee802.org/16</a> >	
Title	In-band Transparent Relay Frame Structure	
Date Submitted	2006-04-04	
Source(s)	<p>Kanchei (Ken) Loa, Yi-Hsueh Tsai, Yung-Ting Lee, Heng-Iang Hsu Shiann-Tsong Sheu, Frank C.D. Tsai, Youn-Tai Lee, Chih-Chiang Hsieh, Hua-Chiang Yin, Institute for Information Industry 8F., No. 218, Sec. 2, Dunhua S. Rd., Taipei City, Taiwan.</p> <p>Gang Shen, Kaibin Zhang Alcatel-Lucent, Research &amp; Innovation 388#, Ningqiao Road, Shanghai, China.</p> <p>[add co-authors here]</p>	<p>Voice: +886-2-2739-9616 <a href="mailto:loa@iii.org.tw">loa@iii.org.tw</a>  <a href="mailto:gang.a.shen@alcatel-sbell.com.cn">gang.a.shen@alcatel-sbell.com.cn</a></p>
Re:	IEEE 802.16j-07/013: "Call for Technical Comments Regarding IEEE Project 802.16j"	
Abstract	This contribution proposes in-band transparent relay frame structure	
Purpose	Text proposal for 802.16j Baseline Document	
Notice	This document has been prepared to assist IEEE 802.16. It is offered as a basis for discussion and is not binding on the contributing individual(s) or organization(s). The material in this document is subject to change in form and content after further study. The contributor(s) reserve(s) the right to add, amend or withdraw material contained herein.	
Release	The contributor grants a free, irrevocable license to the IEEE to incorporate material contained in this contribution, and any modifications thereof, in the creation of an IEEE Standards publication; to copyright in the IEEE's name any IEEE Standards publication even though it may include portions of this contribution; and at the IEEE's sole discretion to permit others to reproduce in whole or in part the resulting IEEE Standards publication. The contributor also acknowledges and accepts that this contribution may be made public by IEEE 802.16.	
Patent Policy and Procedures	The contributor is familiar with the IEEE 802.16 Patent Policy and Procedures < <a href="http://ieee802.org/16/ipr/patents/policy.html">http://ieee802.org/16/ipr/patents/policy.html</a> >, including the statement "IEEE standards may include the known use of patent(s), including patent applications, provided the IEEE receives assurance from the patent holder or applicant with respect to patents essential for compliance with both mandatory and optional portions of the standard." Early disclosure to the Working Group of patent information that might be relevant to the standard is essential to reduce the possibility for delays in the development process and increase the likelihood that the draft publication will be approved for publication. Please notify the Chair < <a href="mailto:chair@wirelessman.org">mailto:chair@wirelessman.org</a> > as early as possible, in written or electronic form, if patented	

---

technology (or technology under patent application) might be incorporated into a draft standard being developed within the IEEE 802.16 Working Group. The Chair will disclose this notification via the IEEE 802.16 web site <<http://ieee802.org/16/ipr/patents/notices>>.

---

# In-band Transparent Relay Frame Structure

## Introduction

This contribution proposes an example of detailed transparent frame structure in IEEE 80216j-06/026r3.

## Proposed text changes

According to the proposed text in IEEE 80216j-06/026r2, we propose the following changes.

+++++ start text proposal +++++

*[Change the text in section 3 “Definitions” as indicated:]*

*3.90 DL Access\_Zone: A portion of the DL sub-frame in the MR-BS/RS frame used for MR-BS/RS to MS or transparent RS transmission.*

*[Insert the text in section 3 “Definitions” as indicated:]*

*3.98 Transparent RS: A transparent RS does not transmit DL frame-start preamble, FCH, DL-MAP/UL-MAP, and DCD/UCD.*

*[Change the figure in section 8.4.4.7.1 “Frame structure for transparent mode” as indicated:]*

*[Replace Figure xxx with Figure yyy as follows:]*

Figure xxx Example of configuration for an in-band transparent relay frame structure

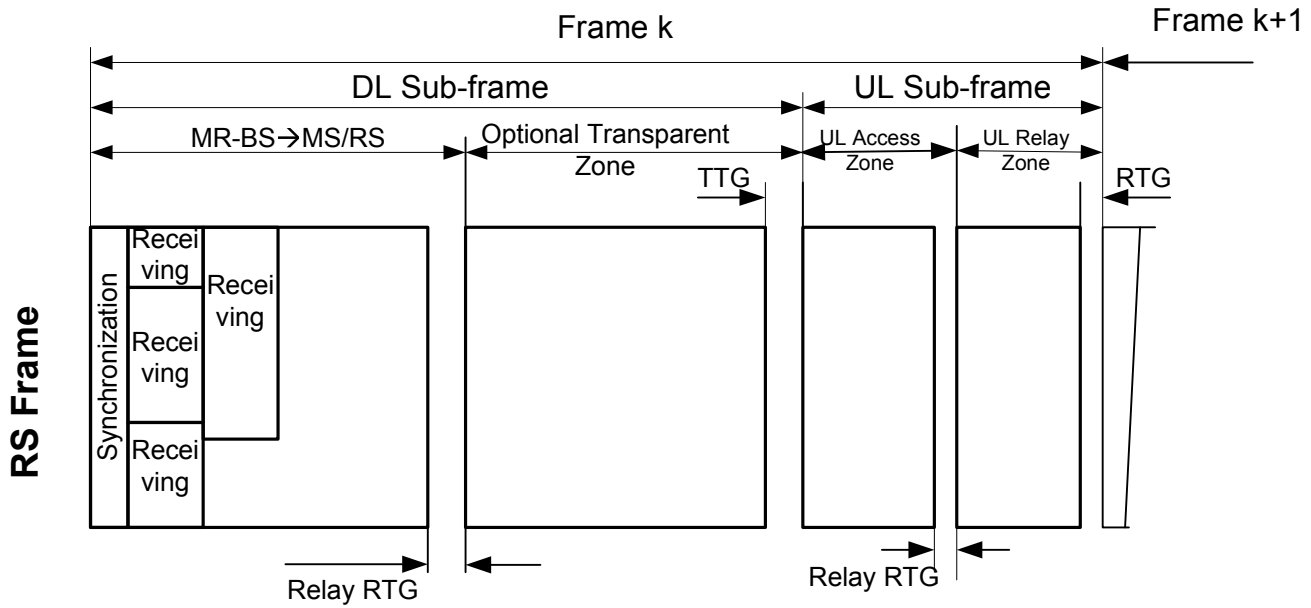
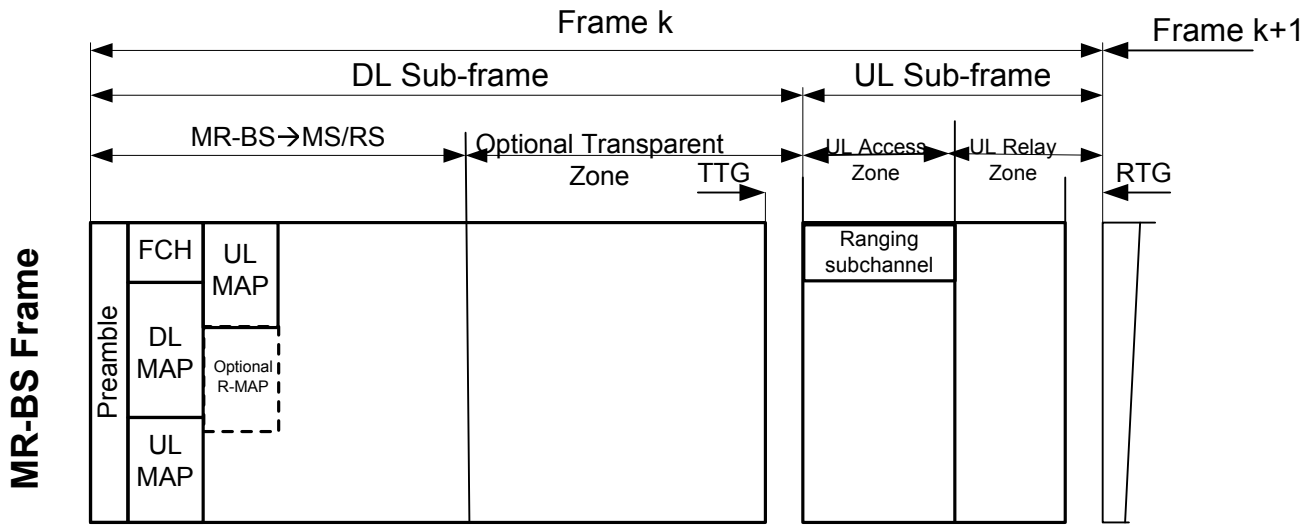



Figure yy Example of configuration for an in-band transparent relay frame structure



++++ End of text proposal +++++