

Slides for Harmonized Contribution on 802.16j (Mobile Multihop Relay) Usage Models

IEEE 802.16 Presentation Submission Template (Rev. 8.3)

Document Number:

S80216j-06_043r1

Date Submitted:

2006-06-30

Source:

Jaroslav Sydir (editor)

Intel Corporation

2200 Mission College Blvd.

Santa Clara, CA 95025

Voice: +1 408 765 2212

E-mail: jerry.sydir@intel.com

Venue:

Session 44 San Diego

Base Document:

IEEE C802.16j-06/043r0 http://dot16.org/CSUpload//upload/Relay_db/C80216j%2d06_043.doc

Purpose:

This contribution is contains the slides associated with contribution C80216j-06_043. This is the harmonized contribution on Usage Models that was created by the Usage Model Ad Hoc Group.

Notice:

This document has been prepared to assist IEEE 802.16. It is offered as a basis for discussion and is not binding on the contributing individual(s) or organization(s). The material in this document is subject to change in form and content after further study. The contributor(s) reserve(s) the right to add, amend or withdraw material contained herein.

Release:

The contributor grants a free, irrevocable license to the IEEE to incorporate material contained in this contribution, and any modifications thereof, in the creation of an IEEE Standards publication; to copyright in the IEEE's name any IEEE Standards publication even though it may include portions of this contribution; and at the IEEE's sole discretion to permit others to reproduce in whole or in part the resulting IEEE Standards publication. The contributor also acknowledges and accepts that this contribution may be made public by IEEE 802.16.

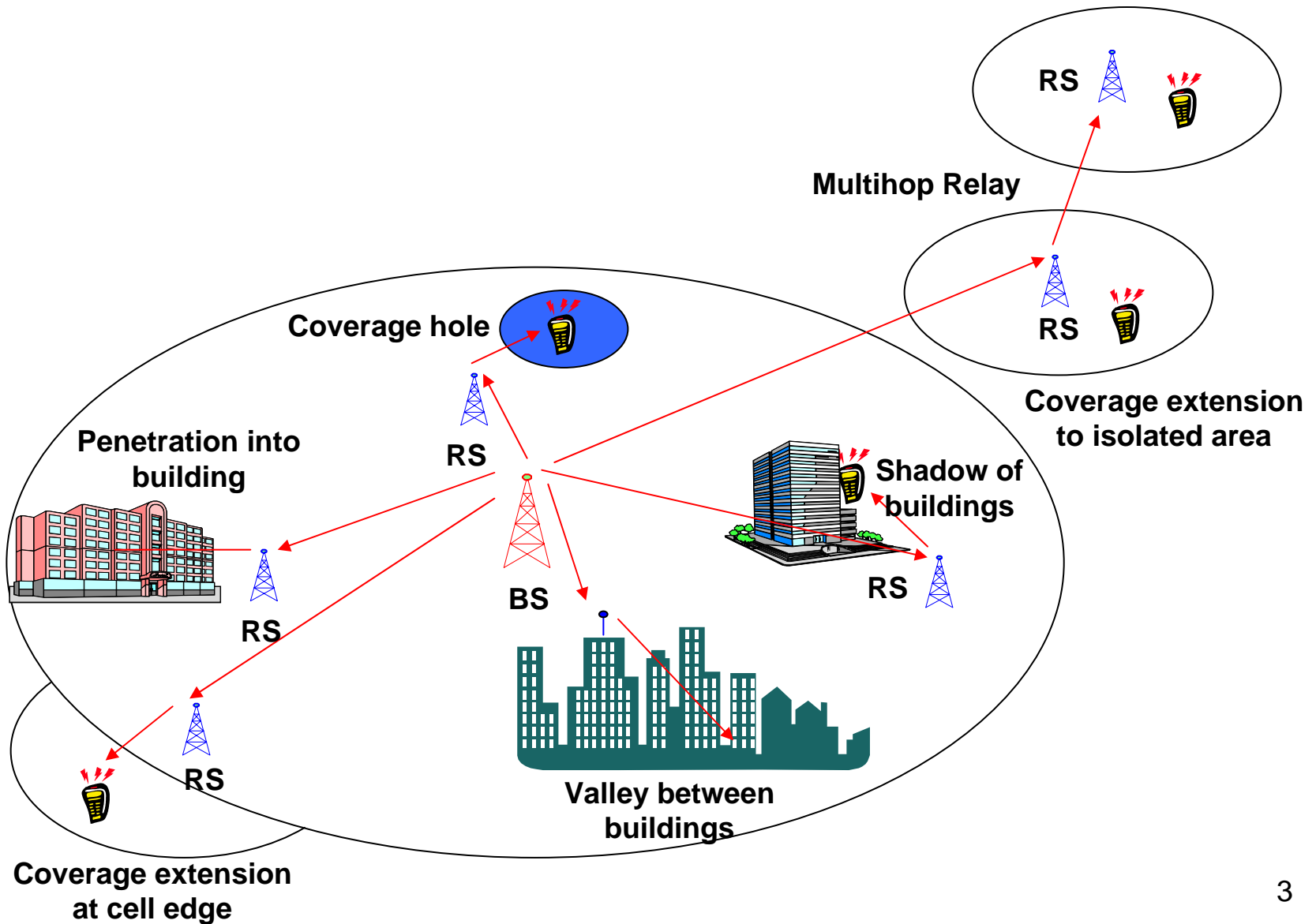
IEEE 802.16 Patent Policy:

The contributor is familiar with the IEEE 802.16 Patent Policy and Procedures <<http://ieee802.org/16/ipr/patents/policy.html>>, including the statement "IEEE standards may include the known use of patent(s), including patent applications, provided the IEEE receives assurance from the patent holder or applicant with respect to patents essential for compliance with both mandatory and optional portions of the standard." Early disclosure to the Working Group of patent information that might be relevant to the standard is essential to reduce the possibility for delays in the development process and increase the likelihood that the draft publication will be approved for publication. Please notify the Chair <<mailto:chair@wirelessman.org>> as early as possible, in written or electronic form, if patented technology (or technology under patent application) might be incorporated into a draft standard being developed within the IEEE 802.16 Working Group. The Chair will disclose this notification via the IEEE 802.16 web site <<http://ieee802.org/16/ipr/patents/notices>>.

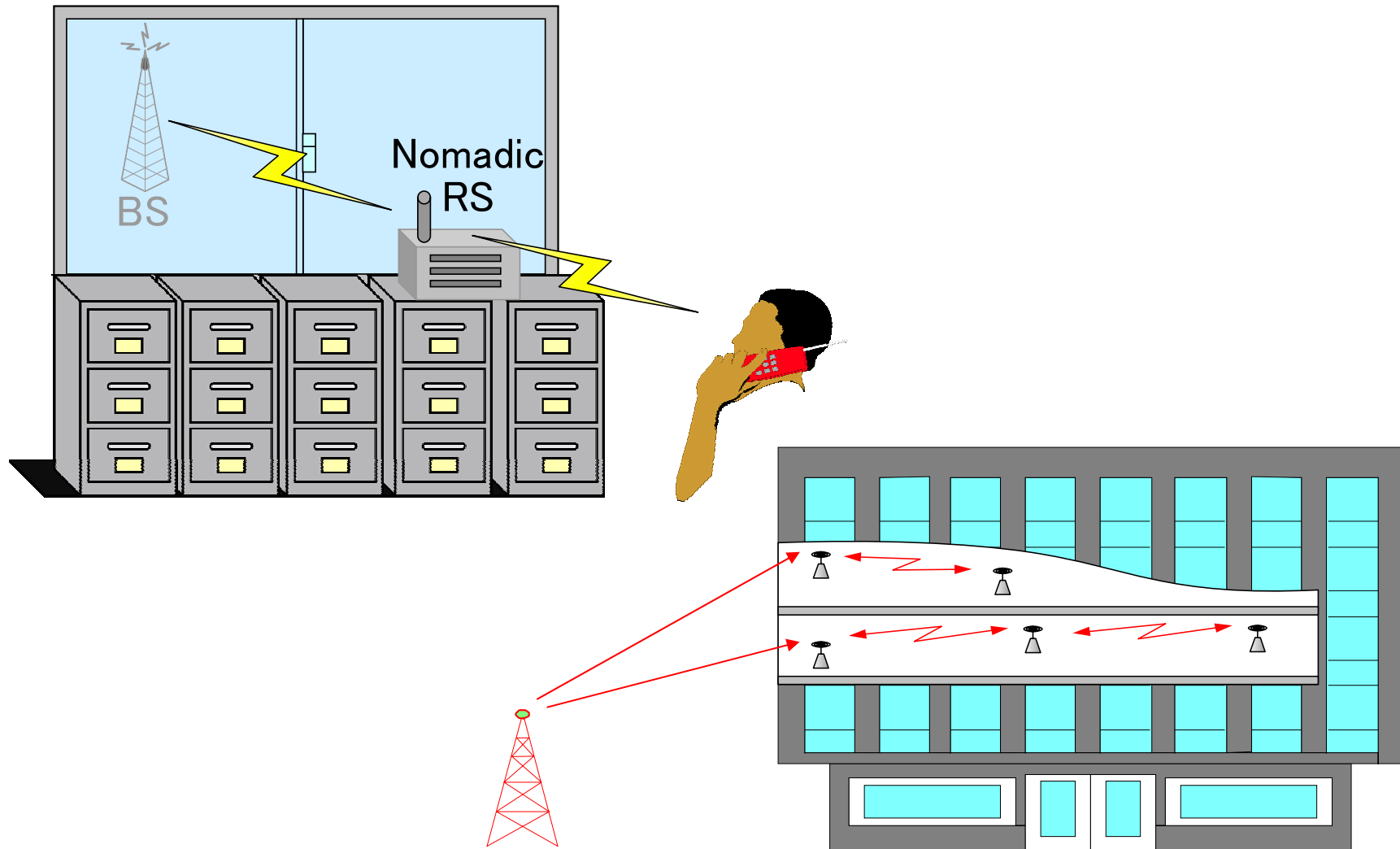
Document Outline

- 3 INTRODUCTION
- 4 USAGE MODELS
 - 4.1 Fixed Infrastructure Usage Model
 - 4.2 In-Building Coverage Usage Model
 - 4.3 Temporary Coverage Usage Model
 - 4.4 Coverage On Mobile Vehicle Usage Model
- 5 PERFORMANCE OBJECTIVES
 - 5.1 Per-User Throughput and/or Capacity and/or Reliability Enhancement
 - 5.2 Coverage and/or Range Extension
- 6 TOPOLOGY
 - 6.1 Supported Link Types
 - 6.2 Number of Hops
 - 6.3 Types of Routes
- 7 RS CHARACTERISTICS
 - 7.1 Mobility
 - 7.2 Ownership
 - 7.3 Antenna usage
- 8 SUMMARY

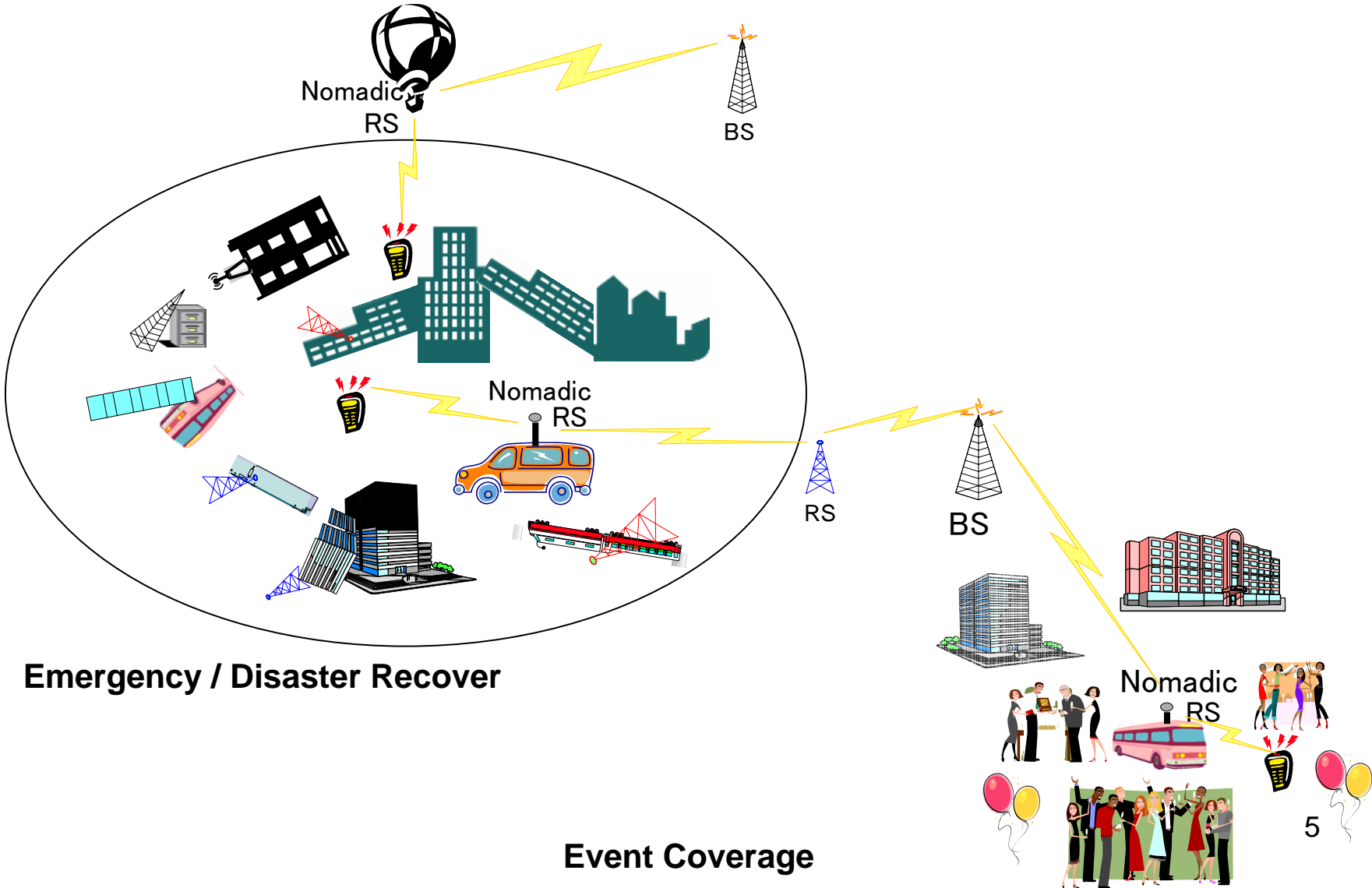
Fixed Infrastructure Usage Model



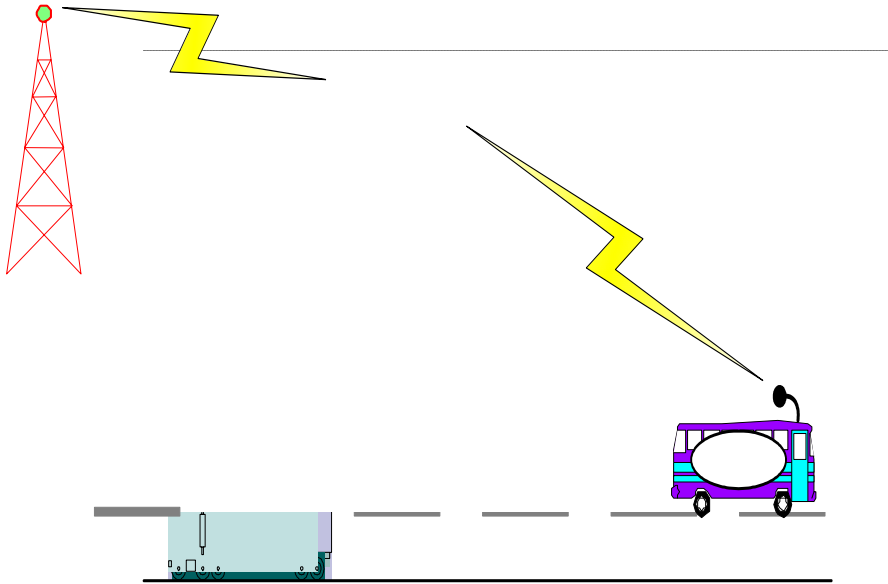
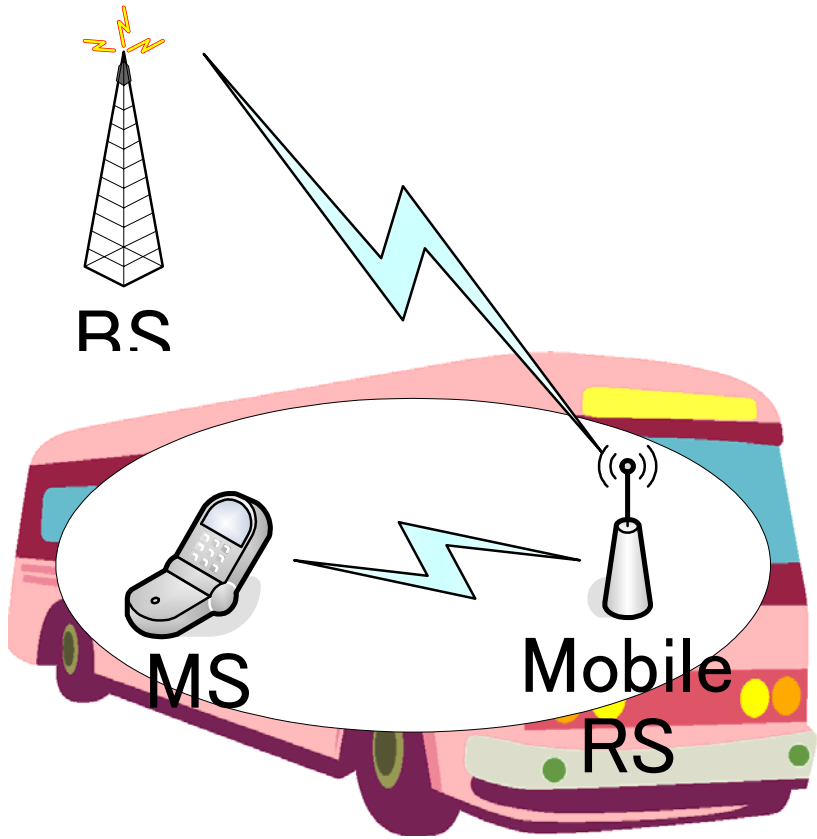
In-Building Usage Model



Temporary Coverage Usage Model



Coverage On Mobile Vehicle Usage Model

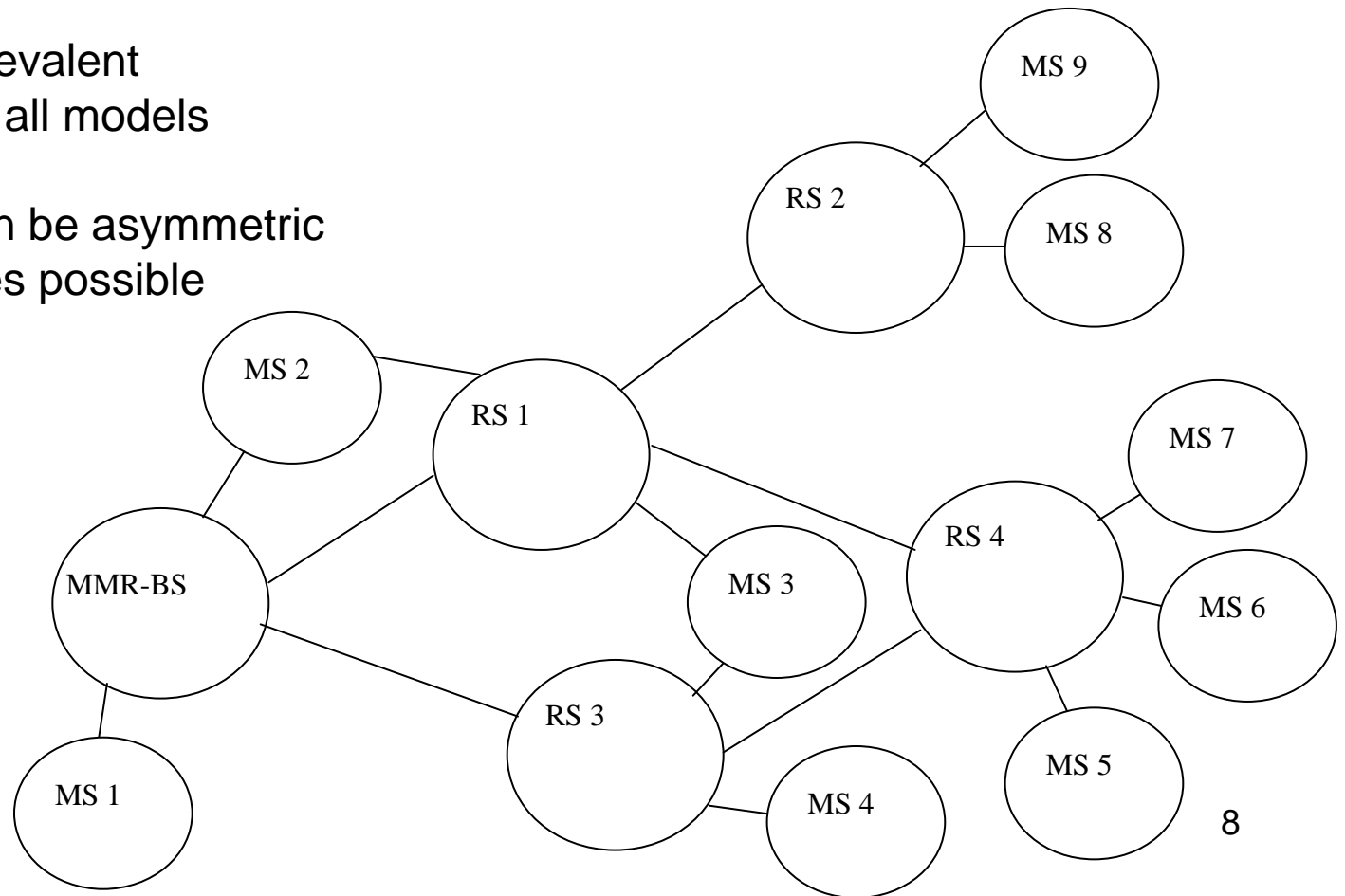


Performance Objectives

- In all Usage Models RSs deployed to provide:
 - Per-User Throughput and/or Capacity and/or Reliability Enhancement
 - Replace single low SINR link with multiple high SINR links
 - Deploy in dense topology (small cells) to improve the capacity
 - Coverage and/or Range Extension
 - Coverage to users in a coverage hole
 - Coverage in isolated areas that are outside the reach of any BS
 - Coverage to MS riding on mobile vehicles
 - Deployment of mobile RSs to provide coverage in an area not directly served by a BS

Topology

- Link Types:
 - MMR-BS to MS
 - RS to MS
 - MMR-BS to RS
 - RS to RS
- Number of Hops
 - 1 or 2 most prevalent
 - >2 possible in all models
- Types of Routes
 - DL and UL can be asymmetric
 - Multiple Routes possible



Topology Section – Point of Contention

- The Ad Hoc group was not able to reach consensus on the first sentence in this section (shown in red below).
- Some of the arguments made for removal of this sentence were:
 - *The sentence unnecessarily restricts the scope of the project beyond what is stated in the PAR scope. We should not narrow the scope in the usage model document.*
 - *There are usage models which call for communication from MS to RS to MS. This usage appears in the military usage scenarios and also can provide more efficient communications in commercial scenarios when MSs connected to the same RS wish to communicate.*
- *Some of the arguments made for inclusion of the sentence were*
 - *Allowing MS->RS->MS communications violates the project scope as it makes this a mesh*
 - *Allowing MS->RS->MS communications violates the project scope because it requires changes to the MS (is not backwards compatible) because it requires connections (CIDs) between the MS and another MS or between the MS and an RS.*
 - *There is only one usage case in which this type of communication is identified (the military usage case).*

In all of the usage models described in section 4, all data communications occur between the MMR-BS and MSs through zero or more RSs.

RS Characteristics

- Mobility
 - Fixed
 - Nomadic (portable)
 - Mobile
- Ownership
 - Provider-owned
 - Client-owned
- Antenna Usage
 - No restrictions on antenna type were identified
 - Antenna heights may vary depending on the scenario