

Project	<b>IEEE 802.16 Broadband Wireless Access Working Group</b> < <a href="http://ieee802.org/16">http://ieee802.org/16</a> >	
Title	<b>Complementary document for draft comments</b>	
Date Submitted	<b>2003-11-11</b>	
Source(s)	Yossi Segal Itzik Kitroser Yigal Leiba Zion Hadad Runcom Technologies Ltd. 2 Hachoma St. 75655 Rishon Lezion, Israel	Voice: +972-3-9528440 Fax: +972-3-9528805 <a href="mailto:yosiss@runcom.co.il">yosiss@runcom.co.il</a> <a href="mailto:itzikk@runcom.co.il">itzikk@runcom.co.il</a> <a href="mailto:yigall@runcom.co.il">yigall@runcom.co.il</a> <a href="mailto:zionh@runcom.co.il">zionh@runcom.co.il</a>
	Avi Freedman Hexagon System Engineering 21c Yegi'a Kapa'im st. P.O. Box 10149 Petach Tikva, 49001 Israel	Voice: +972-3-9224420 Fax: +972-3-9224396 <a href="mailto:avi@hexagonltd.com">avi@hexagonltd.com</a>
Re:	Contribution elaborating on comments for letter ballot #13	
Abstract	This document includes text referenced in several comments given for ballot 13	
Purpose	To be integrated into P80216-REVd_D1 document	
Notice	This document has been prepared to assist IEEE 802.16. It is offered as a basis for discussion and is not binding on the contributing individual(s) or organization(s). The material in this document is subject to change in form and content after further study. The contributor(s) reserve(s) the right to add, amend or withdraw material contained herein.	
Release	The contributor grants a free, irrevocable license to the IEEE to incorporate material contained in this contribution, and any modifications thereof, in the creation of an IEEE Standards publication; to copyright in the IEEE's name any IEEE Standards publication even though it may include portions of this contribution; and at the IEEE's sole discretion to permit others to reproduce in whole or in part the resulting IEEE Standards publication. The contributor also acknowledges and accepts that this contribution may be made public by IEEE 802.16.	
Patent Policy and Procedures	The contributor is familiar with the IEEE 802.16 Patent Policy and Procedures < <a href="http://ieee802.org/16/ipr/patents/policy.html">http://ieee802.org/16/ipr/patents/policy.html</a> >, including the statement "IEEE standards may include the known use of patent(s), including patent applications, provided the IEEE receives assurance from the patent holder or applicant with respect to patents essential for compliance with both mandatory and optional portions of the standard." Early disclosure to the Working Group of patent information that might be relevant to the standard is essential to reduce the possibility for delays in the development process and increase the likelihood that the draft publication will be approved for publication. Please notify the Chair < <a href="mailto:chair@wirelessman.org">mailto:chair@wirelessman.org</a> > as early as possible, in written or electronic form, if patented technology (or technology under patent application) might be incorporated into a draft standard being developed within the IEEE 802.16 Working Group. The Chair will disclose this notification via the IEEE 802.16 web site < <a href="http://ieee802.org/16/ipr/patents/notices">http://ieee802.org/16/ipr/patents/notices</a> >.	

## Complementary document for ballot 13 comments

*Yossi Segal  
Yigal Leiba  
Itzik Kitroser  
Zion Hadad  
Runcom*

*Avi Freedman  
Hexagon*

### 1 Introduction

The following contribution contains the relevant information that should be changed in the appropriate sections. This document is referenced by several comments.

#### 8.5.4.5 Allocation of sub-channels for FCH, and logical sub-channel numbering

	Physical Enumeration	Logical Enumeration (Renumbered)
	SC 10	SC 31
FCH	SC 11	SC 0
	SC 12	SC 1
	SC 13	SC 2
	SC 14	SC 3
Repetition Coding 1	SC 15	SC 4
	SC 16	SC 5
	SC 17	SC 6
Repetition Coding 2	SC 18	SC 7
	SC 19	SC 8
Repetition Coding 3	SC 20	SC 9
	SC 21	SC 10
	SC 22	SC 11
	SC 23	SC 12

Figure 227a—DL Frame Prefix sub-channel allocation for segment 1 using FUSC

#### 8.5.6.1.1 Preamble

The PN series modulating the pilots is defined in Table 227a, the I series modulated depends on the Sector and the segment used,

and the defined series shall be mapped onto the preamble carriers in an ascending order (in the series of  $W_k$ , a + sign indicates a value of +1 and the - sign indicates a value of -1 for the specific pilot):

Index	Cell ID	Segment	Series to modulate ( $W_k$ )	PAPR
0.	0	0	<pre> ++++-----+-----+-----+-----+-----+-----+-----+-----+-----+-----+ +-----+-----+-----+-----+-----+-----+-----+-----+-----+-----+ +++++-----+-----+-----+-----+-----+-----+-----+-----+-----+-----+ +++++-----+-----+-----+-----+-----+-----+-----+-----+-----+-----+ +-----+-----+-----+-----+-----+-----+-----+-----+-----+-----+ +++++-----+-----+-----+-----+-----+-----+-----+-----+-----+-----+ +-----+-----+-----+-----+-----+-----+-----+-----+-----+-----+ +++++-----+-----+-----+-----+-----+-----+-----+-----+-----+-----+ +-----+-----+-----+-----+-----+-----+-----+-----+-----+-----+ -----+-----+-----+-----+-----+-----+-----+-----+-----+-----+ </pre>	4.33
1.	1	0	<pre> +-+-----+-----+-----+-----+-----+-----+-----+-----+-----+-----+ +++++-----+-----+-----+-----+-----+-----+-----+-----+-----+-----+ +++++-----+-----+-----+-----+-----+-----+-----+-----+-----+-----+ -----+-----+-----+-----+-----+-----+-----+-----+-----+-----+ +-----+-----+-----+-----+-----+-----+-----+-----+-----+-----+ +++++-----+-----+-----+-----+-----+-----+-----+-----+-----+-----+ +++++-----+-----+-----+-----+-----+-----+-----+-----+-----+-----+ +-----+-----+-----+-----+-----+-----+-----+-----+-----+-----+ +++++-----+-----+-----+-----+-----+-----+-----+-----+-----+-----+ +-----+-----+-----+-----+-----+-----+-----+-----+-----+-----+ -----+-----+-----+-----+-----+-----+-----+-----+-----+-----+ </pre>	4.21
2.	2	0	<pre> -+-+-----+-----+-----+-----+-----+-----+-----+-----+-----+-----+ +-----+-----+-----+-----+-----+-----+-----+-----+-----+-----+ -----+-----+-----+-----+-----+-----+-----+-----+-----+-----+ +++++-----+-----+-----+-----+-----+-----+-----+-----+-----+-----+ +++++-----+-----+-----+-----+-----+-----+-----+-----+-----+-----+ +-----+-----+-----+-----+-----+-----+-----+-----+-----+-----+ +++++-----+-----+-----+-----+-----+-----+-----+-----+-----+-----+ +-----+-----+-----+-----+-----+-----+-----+-----+-----+-----+ +++++-----+-----+-----+-----+-----+-----+-----+-----+-----+-----+ +-----+-----+-----+-----+-----+-----+-----+-----+-----+-----+ -----+-----+-----+-----+-----+-----+-----+-----+-----+-----+ </pre>	4.32
3.	3	0	<pre> +++++-----+-----+-----+-----+-----+-----+-----+-----+-----+-----+ +++++-----+-----+-----+-----+-----+-----+-----+-----+-----+-----+ -----+-----+-----+-----+-----+-----+-----+-----+-----+-----+ -----+-----+-----+-----+-----+-----+-----+-----+-----+-----+ +++++-----+-----+-----+-----+-----+-----+-----+-----+-----+-----+ -----+-----+-----+-----+-----+-----+-----+-----+-----+-----+ +++++-----+-----+-----+-----+-----+-----+-----+-----+-----+-----+ +++++-----+-----+-----+-----+-----+-----+-----+-----+-----+-----+ +-----+-----+-----+-----+-----+-----+-----+-----+-----+-----+ +++++-----+-----+-----+-----+-----+-----+-----+-----+-----+-----+ +++++-----+-----+-----+-----+-----+-----+-----+-----+-----+-----+ </pre>	4.36
4.	4	0	<pre> -----+-----+-----+-----+-----+-----+-----+-----+-----+-----+ +++++-----+-----+-----+-----+-----+-----+-----+-----+-----+-----+ +++++-----+-----+-----+-----+-----+-----+-----+-----+-----+-----+ -+-+-----+-----+-----+-----+-----+-----+-----+-----+-----+-----+ +++++-----+-----+-----+-----+-----+-----+-----+-----+-----+-----+ +++++-----+-----+-----+-----+-----+-----+-----+-----+-----+-----+ +-----+-----+-----+-----+-----+-----+-----+-----+-----+-----+ +++++-----+-----+-----+-----+-----+-----+-----+-----+-----+-----+ +++++-----+-----+-----+-----+-----+-----+-----+-----+-----+-----+ +-----+-----+-----+-----+-----+-----+-----+-----+-----+-----+ +++++-----+-----+-----+-----+-----+-----+-----+-----+-----+-----+ </pre>	4.49



















































VariableSet#3	24	12,84,156,228,300,372,444,516,588,660,732,804,876,948,1020,1092,1164,1236,1308,1380,1452,1524,1596,1668
ConstantSet#3	4	342,849,1158,1530
VariableSet#4	24	24,96,168,240,312,384,456,528,600,672,744,816,888,960,1032,1104,1176,1248,1320,1392,1464,1536,1608,1680
ConstantSet#4	4	351,855,1185,1545
VariableSet#5	23	60,132,204,276,348,420,492,564,636,,708,780,852,924,996,1068,1140,1212,1284,1356,1428,1500,1572,1644
ConstantSet#5	4	522,918,1206,1701
Number of data carriers	1536	
Number of data carriers per sub-channel	48	
Number of Sub-Channels	32	
PermutationBase		{3, 18, 2, 8, 16, 10, 11, 15, 26, 22, 6, 9, 27, 20, 25, 1, 29, 7, 21, 5, 28, 31, 23, 17, 4, 24, 0, 13, 12, 19, 14, 30}

Table 246a specifies the pilot sets and actual pilot index used for different transmissions (using Segment X ranging from 0..2)

Transmission	Variable Pilots Set used	Shift indices of variable pilots set by	Constant pilot set used	Remarks
PUSC Segment#X	$(2 * \text{SymbolNumber} + 2 * X) \bmod 6$ $(2 * \text{SymbolNumber} + 2 * X + 1) \bmod 6$	0	X	In FDD mode no discontinuity of the pilot set rotation is allowed
FUSC Segment#X	All sets	$(4 * \text{SymbolNumber}) \bmod 12$	All Sets	

**8.5.9 Channel coding**

Channel coding procedures include randomization (see 8.5.9.1), FEC encoding (see 8.5.9.2), bit interleaving (see 8.5.9.3) modulation (see 8.5.9.4) and symbol interleaving (8.5.9.5).

When repetition code is used, allocation for the transmission shall always include an even number of adjacent Sub-Channels. The basic block shall pass the regular coding chain where the first Sub-Channel shall set the randomization seed used in section 8.5.9.1, and the data shall follow the coding chain up to the Mapping. The data outputted from the modulation (section 8.5.9.4) shall be mapped onto the block of sub-channels allocated for the basic block and then it will be also mapped on the following consecutive allocated Sub-Channels (for repetition coding of 2 another block of sub-channels of the same size is used, while for repetition coding of 4 another 3 blocks of sub-channels of the same size are used), the process of regular encoding and repetition encoding is shown in figure 246a

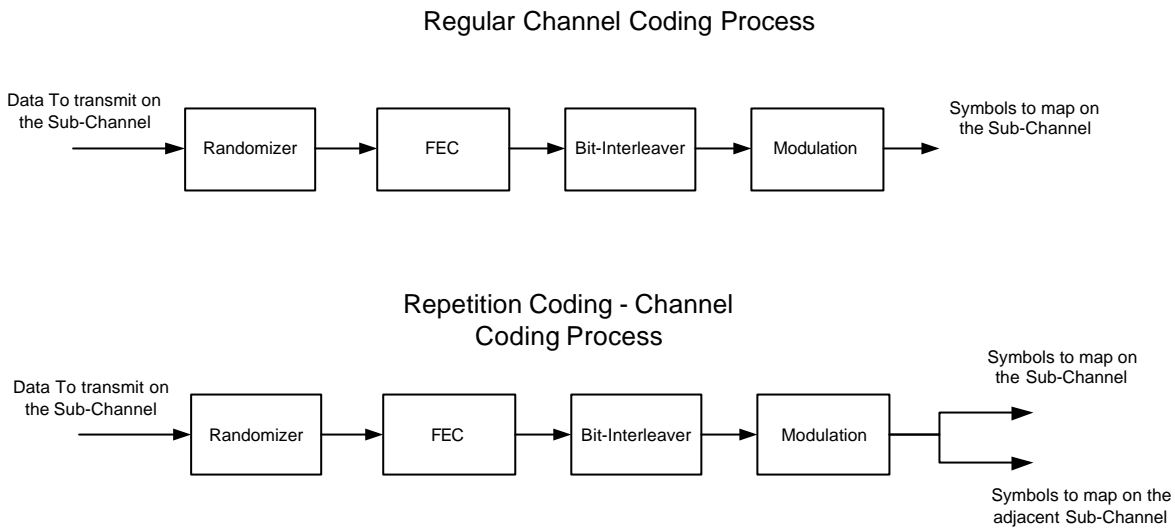


Figure 246a— Channel Coding Process for regular and repetition coding transmission

**8.5.8.4.2 Symbol Structure**

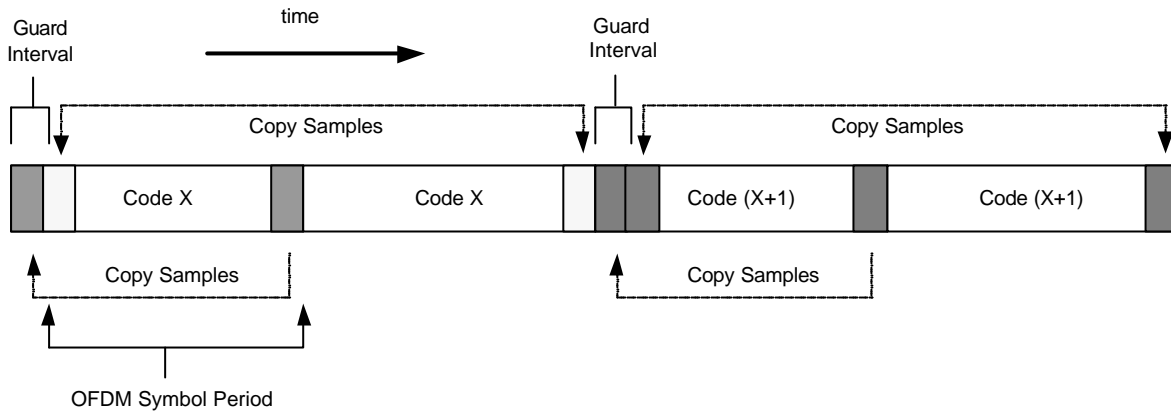
The same symbol structure defined in sections 8.5.6.1.1 and 8.5.6.1.2 shall apply for the STC mode, the pilots allocated to each antenna and their details are specified in table Z which specifies the pilot sets and actual pilot index used for different transmissions (using Segment X ranging from 0..2)

Transmission		Variable Pilots Set used	Shift indices of variable pilots set by	Constant pilot set used	Remarks
PUSC Segment#X	Antenna 0	$(2 * \text{SymbolNumber} + 2 * X) \bmod 6$	0	X	In FDD mode no discontinuity of the pilot set rotation is allowed
	Antenna 1	$(2 * \text{SymbolNumber} + 2 * X + 1) \bmod 6$	0	X+1	
FUSC Segment#X	Antenna 0	0,2,4	$(4 * \text{SymbolNumber}) \bmod 12$	0,2,4	
	Antenna 1	1,3,5	$(4 * \text{SymbolNumber}) \bmod 12$	1,3,5	

**8.5.7.1 Initial-ranging transmissions**

fix figure 240 to look like the first half of figure 240a and add after figure 240:

The BS can allocate two consecutive initial ranging slots and onto those the SS shall transmit the two consecutive initial ranging codes (starting code shall always be a multiple of 2), as illustrated in figure 240a;



**Figure 240a - Inital-ranging transmission for OFDMA, using 2 consecutive inital ranging codes**

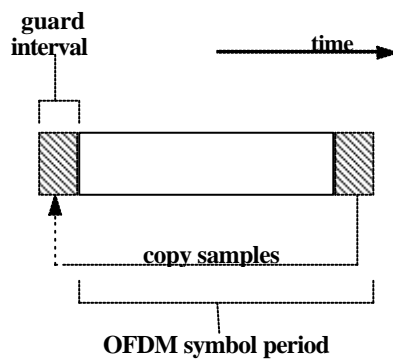
**8.5.7.2 Periodic-ranging and bandwidth-request transmissions**

Periodic-ranging transmissions are sent periodically for system periodic ranging. Bandwidth-requests transmissions are for requesting uplink allocations from the BS.

These transmissions shall be sent only by SS that have already synchronized to the system.

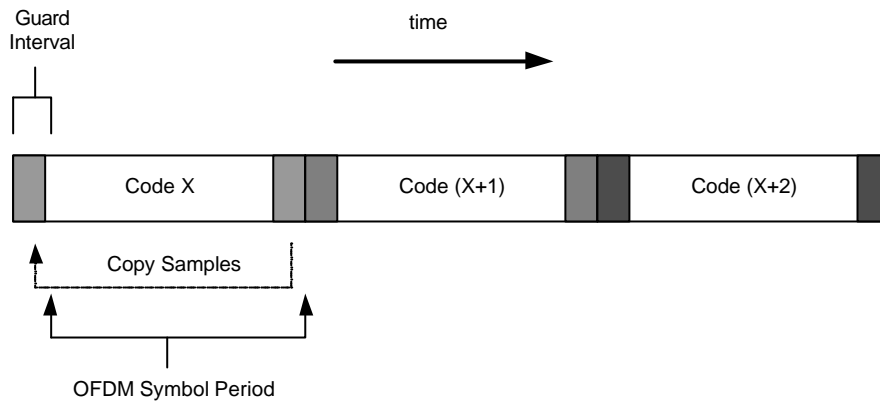
To perform either a periodic-ranging or bandwidth-request transmission, the SS can send a transmission in one of the following ways:

- 1) ~~shall modulate~~ Modulating one ranging code on the ranging subchannel for a period of one OFDM symbol. Ranging subchannels are dynamically allocated by the MAC and indicated in the UL-MAP. A time-domain illustration of the periodic-ranging or bandwidth-request transmission is shown in Figure 241.



**Figure 241—Periodic-ranging or bandwidth-request transmission for OFDMA Using one code**

- 2) Modulating three consecutive ranging codes (starting code shall always be a multiple of 3) on the ranging subchannel for a period of three OFDM symbols (one code per symbol). Ranging subchannels are dynamically allocated by the MAC and indicated in the UL-MAP. A time-domain illustration of the periodic-ranging or bandwidth-request transmission is shown in Figure 241a.



**Figure 241a - Periodic-ranging or Bandwidth-request transmission for OFDMA, using 3 consecutive codes**

**8.5.7.3 Ranging Codes**

change:

The number of available codes is ~~48256~~, numbered 0..~~47255~~

**8.5.5.2.1 DIUC allocation**

change and add to table 233:

DIUC	Usage
<del>0-1211</del>	different burst profiles
<u>12</u>	<u>PAPR reduction allocation</u>
13	Gap
14	End of Map
15	Extended DIUC

This DIUC is used for allocation of Sub-Channels for PAPR reduction schemes; all segments would use the same physical allocation. The transmitted tones on this allocation are implementation dependent; this allocation does not need to be received by the SS.

**8.5.5.3.1 UIUC allocation**

change and add to table 238:

UIUC	Usage
<del>0-910</del>	different burst profiles
<del>1011</del>	Null IE
<u>1112</u>	<u>CDMA Bandwidth Request, CDMA Periodic Ranging, CDMA Initial Ranging</u>

12	<u>Initial Ranging</u>
13	<u>PAPR reduction allocation</u> <del>Reserved</del>
14	CDMA Allocation IE
15	Extended UIUC

This UIUC is used for allocation of Sub-Channels for PAPR reduction schemes; all segments would use the same physical allocation. The transmitted tones on this allocation are implementation dependent; this allocation does not need to be received by the BS.

### 8.5.5.3 UL-MAP IE format

change table 237 to reflect:

Syntax	Size	Notes
UL-MAP_Information_Element IE() {		
CID	16 bits	
UIUC	4 bits	
if (UIUC == 12) {		
<u>OFDM Symbol offset</u>	<u>10 bits</u>	
<u>Subchannel offset</u>	<u>6 bits</u>	
<u>No. OFDM Symbols</u>	<u>8 bits</u>	
<u>No. Subchannels</u>	<u>5 bits</u>	
<u>Ranging Method</u>	<u>3 bits</u>	<u>000 – Initial Ranging over two symbols</u> <u>001 – Initial Ranging over four symbols</u> <u>010 – BW Request/ Periodic Ranging over one symbol</u> <u>011 – BW Request/ Periodic Ranging over three symbols</u> <u>100,111 - reserved</u>
↓ else if (UIUC == <del>4</del> 14) {		
CDMA_Allocation_IE()		
↓ else if (UIUC == 15) {		
Extended UIUC dependent IE	variable	Power_Control_IE() or AAS_UL_IE()
} else {		
OFDM Symbol offset	<del>9</del> 10 bits	

Subchannel offset	<del>56</del> bits	
<del>Boosting</del>	<del>2</del> bits	<del>00: normal (not boosted); 01: +6dB; 10: -6dB; 11: not used.</del>
No. OFDM Symbols	<del>98</del> bits	
No. Subchannels	5 bits	
<del>Reserved</del> Mini_Subchannel index	<del>23</del> bits	000 - no mini subchannels used 001 - mini subchannel 1 is allocated 010 - mini subchannel 2 is allocated 011 - mini subchannel 3 is allocated 100 - mini subchannel 4 is allocated 101 - mini subchannel 5 is allocated 110,111 - reserved
}		
}		