

Project	IEEE 802.16 Broadband Wireless Access Working Group < http://ieee802.org/16 >	
Title	The Incremental Redundancy H-ARQ for Convolutional Coding	
Date Submitted	2004-09-02	
Source(s)	Jun Wu, Wenzhong Zhang, Wenfeng Zhang, Yonggang Fang, Keqiang Zhu, Mary Chion, Irving Wang ZTE San Diego, 10105 Pacific Heights Blvd. San Diego, CA 92121	Voice: 858-554-0387 Fax: 858-554-0894 E-mail: wzhang@ztesandiego.com , jwu@ztesandiego.com , wfzhang@ztesandiego.com
Re:	For consideration in Working Group Recirculation Ballot #14, on P802.16e.	
Abstract	The Incremental Redundancy H-ARQ for Convolutional Coding is proposed.	
Purpose	Adoption	
Notice	This document has been prepared to assist IEEE 802.16. It is offered as a basis for discussion and is not binding on the contributing individual(s) or organization(s). The material in this document is subject to change in form and content after further study. The contributor(s) reserve(s) the right to add, amend or withdraw material contained herein.	
Release	The contributor grants a free, irrevocable license to the IEEE to incorporate text contained in this contribution, and any modifications thereof, in the creation of an IEEE Standards publication; to copyright in the IEEE's name any IEEE Standards publication even though it may include portions of this contribution; and at the IEEE's sole discretion to permit others to reproduce in whole or in part the resulting IEEE Standards publication. The contributor also acknowledges and accepts that this contribution may be made public by IEEE 802.16.	
Patent Policy and Procedures	<p>The contributor is familiar with the IEEE 802.16 Patent Policy and Procedures (Version 1.0) <http://ieee802.org/16/ipr/patents/policy.html>, including the statement "IEEE standards may include the known use of patent(s), including patent applications, if there is technical justification in the opinion of the standards-developing committee and provided the IEEE receives assurance from the patent holder that it will license applicants under reasonable terms and conditions for the purpose of implementing the standard."</p> <p>Early disclosure to the Working Group of patent information that might be relevant to the standard is essential to reduce the possibility for delays in the development process and increase the likelihood that the draft publication will be approved for publication. Please notify the Chair <mailto:r.b.marks@ieee.org> as early as possible, in written or electronic form, of any patents (granted or under application) that may cover technology that is under consideration by or has been approved by IEEE 802.16. The Chair will disclose this notification via the IEEE 802.16 web site <http://ieee802.org/16/ipr/patents/notices>.</p>	

The Incremental Redundancy H-ARQ for Convolutional Coding

*Jun Wu, Wenzhong Zhang, Wenfeng Zhang, Yonggang Fang,
Keqiang Zhu, Mary Chion, Irving Wang
ZTE San Diego, Inc.*

1. Introduction

The basic idea of Incremental Redundancy (IR) based H-ARQ is taking the puncture pattern into account, and for each retransmission the coded block is not the same. Different puncture patterns are used to create the retransmission FEC block. The puncture patterns are predefined or can be easily deducted from the original pattern, and can be selected based on retransmission number. At the receiver, the received signals are depunctured according to its specific puncture pattern, which is decided by the current retransmission number, then the combination is performed at bit metrics level. The pros of this scheme are:

1. The combined version becomes a low rate code instead of a punctured code because of the puncture pattern change. The additional coding gain can be obtained. Our simulation results show nearly 1 dB addition gain over conventional Chase Combining (CC) in both AWGN and Rayleigh fading channel.
2. The retransmission block length can be flexible by choosing the puncture pattern with different puncture length.
3. The decoding complexity is almost the same as CC.
4. Compatible with conventional chase combining.
5. Only minor modification is needed.

2. Simulation results

This IR H-ARQ scheme is evaluated over both AWGN and uncorrelated Rayleigh fading channel. The modulation is QPSK. The channel coding scheme is π -punctured convolutional code, which is a puncture version from π -mother code. In the simulation, 3 retransmissions are allowed. The puncture pattern for the n -th retransmission is generated by cyclically shifting n columns based on the original puncture pattern in the current standard.

For example, the original puncture pattern is [1,0,1;1,1,0] as Table 317 in 802.16 D5; the puncture patterns for the 1st, 2nd, and 3rd retransmission are [1,1,0;0,1,1], [0,1,1;1,0,1] and [1,0,1;1,1,0], respectively. For the π -conventional code, we can regard the puncture pattern as [1 1;1 1], the IR scheme becomes conventional CC.

The simulation results are showed in Fig. 1~4 for AWGN and uncorrelated Rayleigh channel, Block size 512 byte and 64 bytes. The IR HARQ has almost 1 dB gain compared to conventional CC H-ARQ over AWGN. In Rayleigh fading channel, the gain is even better.

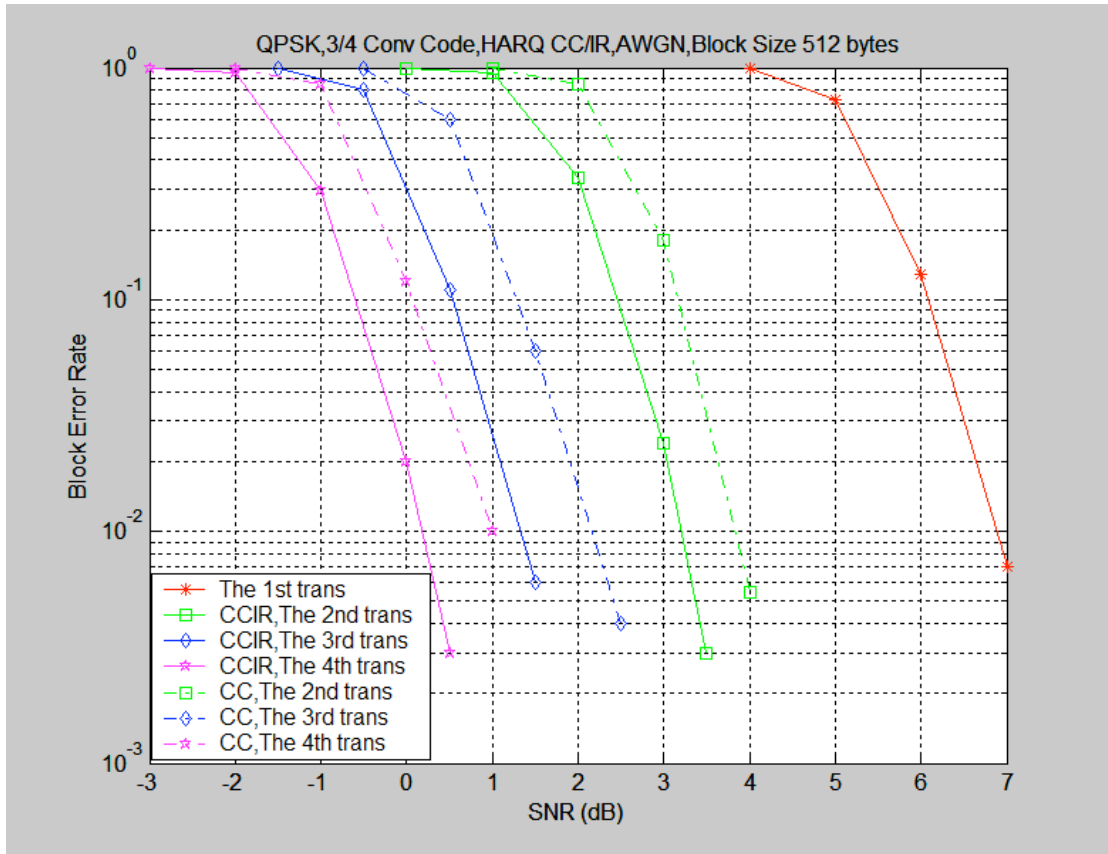


Fig.1 The block error rate of IR and CC H-ARQ scheme over AWGN, block 512 bytes

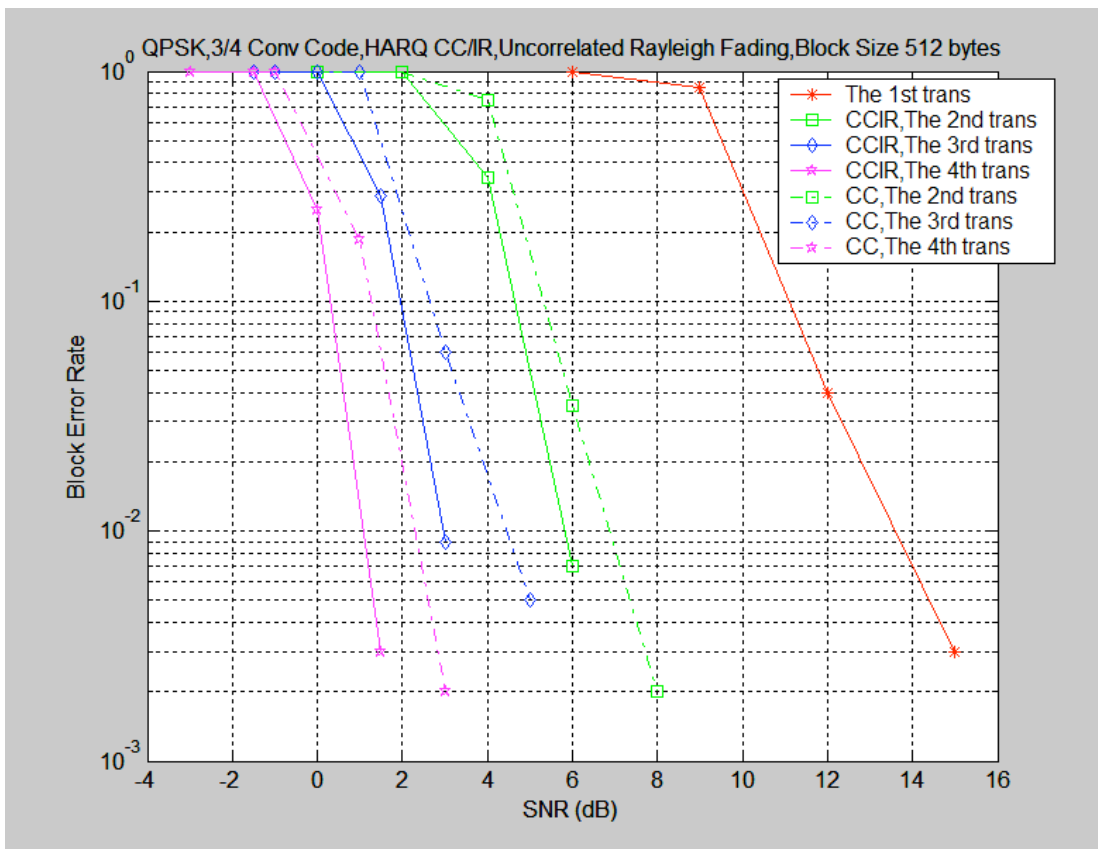


Fig.2 The block error rate of IR and CC H-ARQ scheme over uncorrelated Rayleigh fading, block 512 bytes

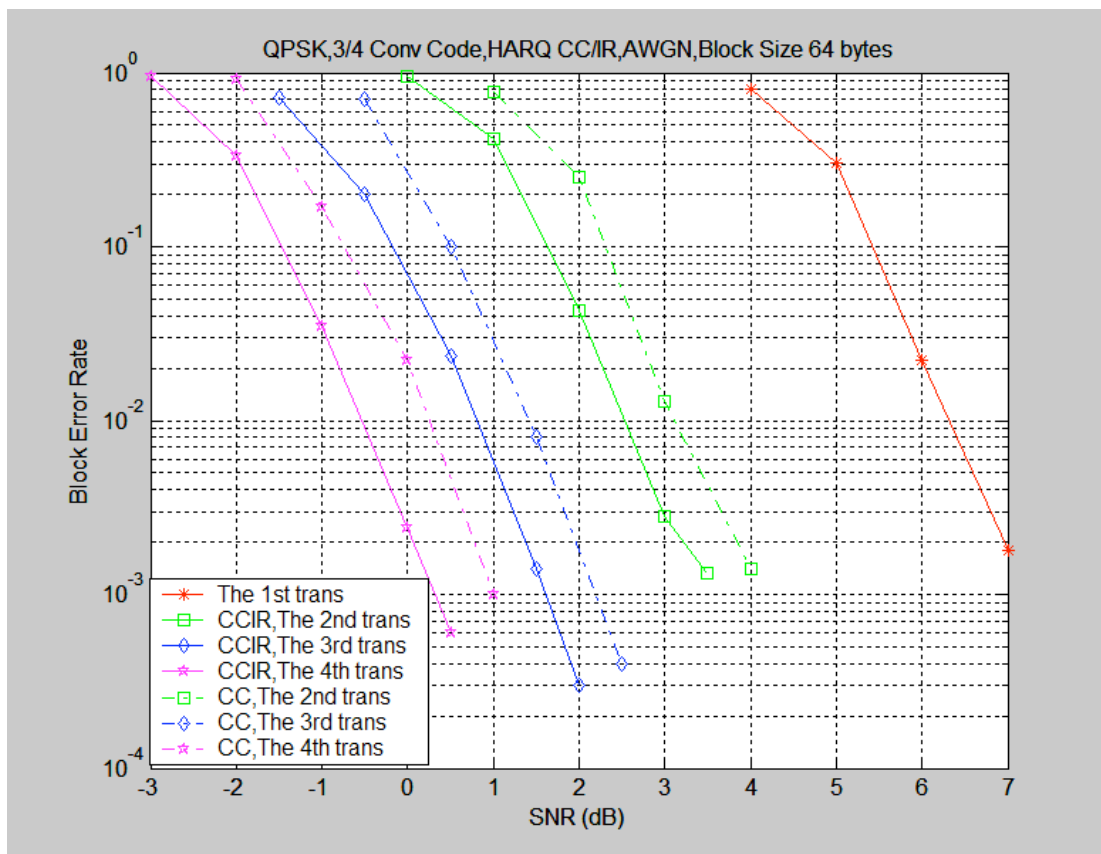


Fig.3 The block error rate of IR and CC H-ARQ scheme over AWGN, block 64 bytes

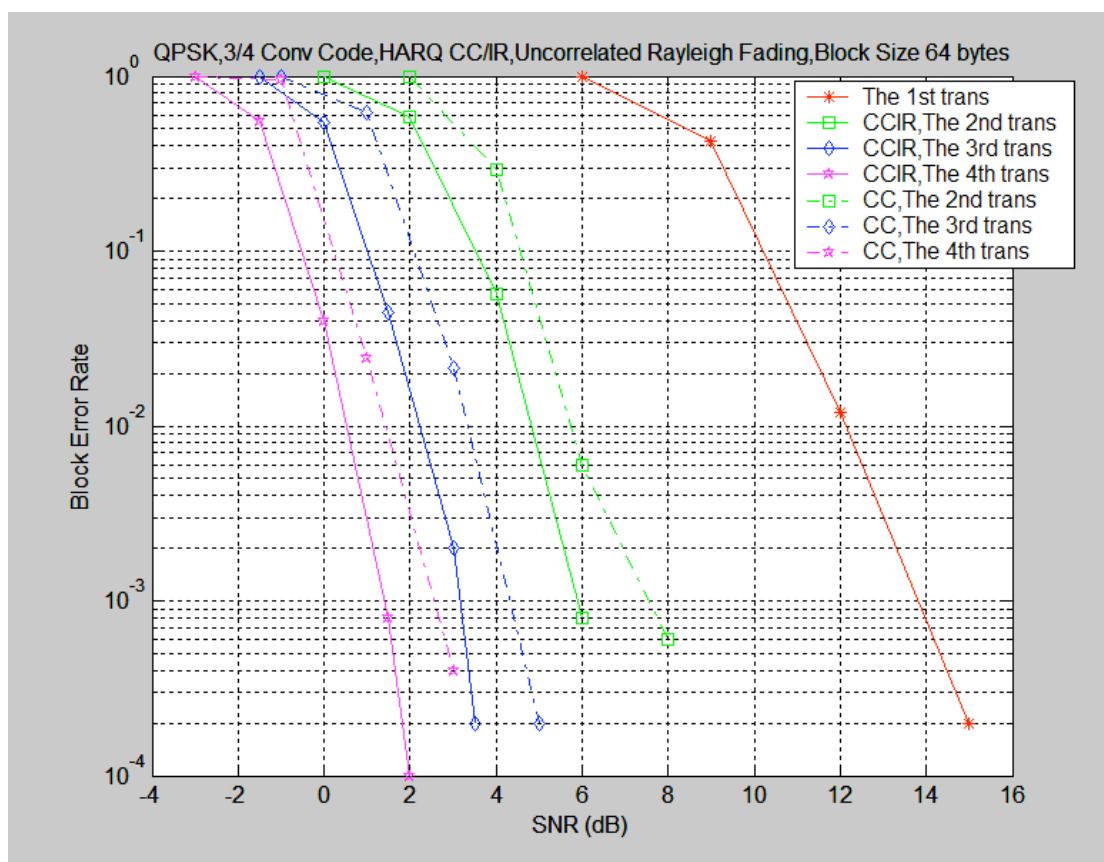


Fig.4 The block error rate of IR and CC H-ARQ scheme over uncorrelated Rayleigh fading, block 64 bytes

3. New Text

Editor Note: First accept all changes in 136r2, and then add the additional changes within this document.

Editor Note: Replace the changes for section 8.4.9.5 from 136r2 with the following

8.4.9.5 Chase Combining Multiple HARQ (optional)

Chase Combining Multiple HARQ modes may be enabled for any of the existing FEC modes. A change in the H-ARQ mode is signaled using the “H-ARQ Compact_DL-MAP IE format for Switch H-ARQ Mode” (see section 6.3.2.3.43.6.7). The definitions of the H-ARQ modes are defined in Table AAA.

Table AAA HARQ Companded Sub Channel Definitions

H-ARQ Mode	Description
0	CTC Incremental Redundancy
1	Generic Chase
2	CC Incremental Redundancy
23 ...15	Reserved

8.4.9.5.1 Generic Chase HARQ

When Chase Combining HARQ is enabled for a particular SS, the HARQ_MAP will be used to signal the allocation and the HARQ Control IE will use the “Generic Chase” allocation format. The encoding of the companded sub channel field is defined in Table BBB below. Concatenation rules for each respective coding mode are applied as defined for non-HARQ transmissions.

Table BBB HARQ Companded Sub Channel Definitions

Companded Sub Channels	Assigned Sub Channels	Companded Sub Channels	Assigned Sub Channels
0	1	16	0
1	2	17	8
2	3	18	6
3	4	19	4
4	5	20	0
5	6	21	6
6	7	22	1

			12
7	8		1
8	0	1	23 28
9	2	1	24 60
10	4	1	25 92
11	6	1	26 24
12	0	2	27 56
13	4	2	28 20
14	8	2	29 84
15	2	3	30 48
			31 12

8.4.9.5.2 CC Incremental Redundancy HARQ

When Convolutional Coding (CC) Incremental Redundancy (IR) is enabled for a particular SS, the HARQ_MAP will be used to signal the allocation and the HARQ Control IE will use the “CC IR” allocation format. The encoding of the companded sub channel field is identical to Generic Chase HARQ and is defined in Table_BBB. Concatenation rules for each respective coding mode are applied as defined for non-HARQ transmissions.

Editor Note: Add the following subsection

c. Add the section 8.4.9.2.1.1

8.4.9.2.1.2 HARQ support (optional)

H-ARQ implementation is optional. An Incremental Redundancy (IR) based H-ARQ is taking the puncture pattern into account, and for each retransmission the coded block is not the same. Different puncture patterns are used to create the retransmission FEC block. The puncture patterns are predefined or can be easily deducted from the original pattern, and can be selected based on retransmission number. At the receiver, the received signals are depunctured according to its specific puncture pattern, which is decided by the current retransmission number, then the combination is performed at bit metrics level.

The puncture pattern for the first transmission is the same as the mandatory one in table 317.

The puncture pattern for the second transmission is the right cyclic shift of the one for the first transmission, as shown in Table CCC. Following the same rule, the puncture pattern for the third and fourth transmission is available. This rule shall apply to the more than four transmissions.

Table CCC Puncture Pattern Definition for HARQ

		Code Rate			
		1/2	2/3	4/5	5/6
The 1 st transmission	X	1	10	101	10101
	Y	1	11	110	11010
The 2 nd transmission	X	1	01	011	01011
	Y	1	11	101	10101
The 3 rd transmission	X	1	10	110	10110
	Y	1	11	011	01011
The 4 th transmission	X	1	01	101	01101
	Y	1	11	110	10110

Editor Note: Replace changes for section 6.3.2.3.43.6.1, 6.3.2.3.43.6.2, and 6.3.2.3.43.6.3 in 136r2 with the following changes:

*c. Section 6.3.2.43 "H-ARQ MAP message" requires the *Nep* and *Nsch* table entries to be replaced depending on the type of H-ARQ mode.*

*In sections 6.3.2.3.43.6.1, 6.3.2.3.43.6.2, and 6.3.2.3.43.6.3, replace the table entries for *Nep* and *Nsch*:*

<i>Nep</i> code	4 bits	Code of encoder packet bits (see 8.4.9.2.3.5)
<i>Nsch</i> code	4 bits	Code of allocated subchannels (see 8.4.9.2.3.5)

With:

if (H-ARQ mode = "CTC IR") {		
<i>Nep</i> code	4 bits	Code of encoder packet bits (see 8.4.9.2.3.5)
<i>Nsch</i> code	4 bits	Code of allocated subchannels (see 8.4.9.2.3.5)
} elseif (H-ARQ mode = "Generic Chase" or H-ARQ mode = "CC IR") {		
<i>Shortened DIUC</i>	3 bits	<i>Shortened DIUC</i>
<i>Companded SC</i>	5 bits	Code of allocated subchannels (see 8.4.9.5.1)
}		

*Also, replace the text describing *Nep* and *Nsch* as:*

NEP code, NSCH code

The combination of *NEP* code and *NSCH* code indicates the number of allocated subchannels and scheme of coding and modulation for the DL burst.

With the following text:

NEP code, NSCH code

The combination of *NEP* code and *NSCH* code indicates the number of allocated subchannels and scheme of coding and modulation for the DL burst.

Shortened DIUC

A shortened version of the DIUC. The shortened DIUC takes on values 0..7 of the DIUC as defined in the DCD. See section 8.4.5.3.1.

Companded SC

The compand SC indicates the number of allocated subchannels.

Editor Note: Replace changes for section 6.3.2.3.43.6.1 and 6.3.2.3.43.6.3 in 136r2 with the following changes:

d. In sections 6.3.2.3.43.6.1 and 6.3.2.3.43.6.3, replace the table entries for *Nep* and *Nsch*:

<i>Nep</i> code for UL	4 bits	Code of encoder packet bits (see 8.4.9.2.3.5)
<i>Nsch</i> code for UL	4 bits	Code of allocated subchannels (see 8.4.9.2.3.5)

With:

if (H-ARQ mode = "CTC IR") {		
<i>Nep</i> code for UL	4 bits	Code of encoder packet bits (see 8.4.9.2.3.5)
<i>Nsch</i> code for UL	4 bits	Code of allocated subchannels (see 8.4.9.2.3.5)
} elsif (H-ARQ mode = "Generic Chase" or H-ARQ mode = "CC IR")		
{		
<i>Shortened UIUC</i>	3 bits	Shortened UIUC
<i>Companded SC</i>	5 bits	Code of allocated subchannels (see 8.4.9.5.1)
}		

Also, replace the text describing *Nep* and *Nsch* as:

NEP code for UL, NSCH code for UL

The combination of *NEP* code and *NSCH* code indicates the number of allocated subchannels and scheme of coding and modulation for the UL burst.

With the following text:

NEP code for UL, NSCH code for UL

The combination of *NEP* code and *NSCH* code indicates the number of allocated subchannels and scheme of coding and modulation for the UL burst.

Shortened DIUC

A shortened version of the UIUC. The shortened UIUC takes on values 1..8 of the UIUCas defined in the UCD. See section 8.4.5.4.1.

Companded SC

The compand SC indicates the number of allocated subchannels.

Editor Note: Replace changes for section 6.3.2.3.43.7.1, 6.3.2.3.43.7.2, and 6.3.2.3.43.7.3 in 136r2 with the following changes:

*e. In sections 6.3.2.3.43.7.1, 6.3.2.3.43.7.2, and 6.3.2.3.43.7.3, replace the table entries for *Nep* and *Nsch*:*

<i>NEP code</i>	4 bits	Code of encoder packet bits (see 8.4.9.2.3.5)
<i>NSCH code</i>	4 bits	Code of allocated subchannels (see 8.4.9.2.3.5)

With:

<i>if</i> (H-ARQ mode = "CTC IR") {		
<i>NEP code</i>	4 bits	Code of encoder packet bits (see 8.4.9.2.3.5)
<i>NSCH code</i>	4 bits	Code of allocated subchannels (see 8.4.9.2.3.5)
} <i>elseif</i> (H-ARQ mode = "Generic Chase" or H-ARQ mode = "CC IR") {		
<i>Shortened DIUC</i>	3 bits	Shortened DIUC
<i>Companded SC</i>	5 bits	Code of allocated subchannels (see 8.4.9.5.1)
}		

*Also, replace the text describing *Nep* and *Nsch* as:*

NEP code, NSCH code

The combination of *NEP* code and *NSCH* code indicates the number of allocated subchannels and scheme of coding and modulation for the DL burst.

With the following text:

NEP code, NSCH code

The combination of *NEP* code and *NSCH* code indicates the number of allocated subchannels and scheme of coding and modulation for the DL burst.

Shortened DIUC

A shortened version of the DIUC. The shortened DIUC takes on values 0..7 of the DIUC as defined in the DCD. See section 8.4.5.3.1.

Companded SC

The compand SC indicates the number of allocated subchannels.