

Project	IEEE 802.16 Broadband Wireless Access Working Group < http://ieee802.org/16 >	
Title	Compact codebooks for transmit beamforming in closed-loop MIMO	
Date Submitted	2005-1-26	
Source(s)	Qinghua Li, Xintian Eddie Lin, Ada Poon, Alexei Davydov, Uri Perlmutter, Minnie Ho, Nageen Himayat, Randall Schwartz, Jose Puthenkulam	qinghua.li@intel.com Voice: +1-408-765-9698
	Intel Corporation	
	Jianzhong (Charlie) Zhang, Tony Reid, Kiran Kuchi	charlie.zhang@nokia.com Voice: +1-972-374-0958
	Nokia Inc.	
	Erik Lindskog, Kamlesh Rath, A. Paulraj	elindskog@beceem.com Voice: +1-408-387-5014
	Beceem Communications, Inc.	
	Kevin Baum, Mark Cudak, Xiangyang (Jeff) Zhuang, Fred Vook, Tim Thomas	
	Motorola Labs	
	Mattias Wennstrom, Branislav Popovic	
	Huawei Technologies	
Re:		
Abstract		
Purpose	Adoption of proposed changes into P802.16e Crossed-out indicates deleted text , <u>underlined blue indicates new text change to the Standard</u>	
Notice	This document has been prepared to assist IEEE 802.16. It is offered as a basis for discussion and is not binding on the contributing individual(s) or organization(s). The material in this document is subject to change in form and content after further study. The contributor(s) reserve(s) the right to add, amend or withdraw material contained herein.	
Release	The contributor grants a free, irrevocable license to the IEEE to incorporate material contained in this contribution, and any modifications thereof, in the creation of an IEEE Standards publication; to copyright in the IEEE's name any IEEE Standards publication even though it may include portions of this contribution; and at the IEEE's sole discretion to permit others to reproduce in whole or in part the resulting IEEE Standards publication. The contributor also acknowledges and accepts that this contribution may be made public by IEEE 802.16.	
Patent Policy and Procedures	The contributor is familiar with the IEEE 802.16 Patent Policy and Procedures (Version 1.0) < http://ieee802.org/16/ipr/patents/policy.html >, including the statement "IEEE standards may include the known use of patent(s), including patent applications, if there is technical justification in the opinion of the standards-developing committee and provided the IEEE receives assurance from the patent holder that it will license applicants under reasonable terms and conditions for the purpose of implementing the standard."	
	Early disclosure to the Working Group of patent information that might be relevant to the standard is essential to reduce the possibility for delays in the development process and increase the likelihood that the draft publication	

will be approved for publication. Please notify the Chair <<mailto:r.b.marks@ieee.org>> as early as possible, in written or electronic form, of any patents (granted or under application) that may cover technology that is under consideration by or has been approved by IEEE 802.16. The Chair will disclose this notification via the IEEE 802.16 web site <<http://ieee802.org/16/ipr/patents/notices>>.

Compact Codebooks for Transmit Beamforming in Closed-loop MIMO

Qinghua Li and Xintian Eddie Lin

Intel

Jianzhong (Charlie) Zhang

Nokia

Erik Lindskog

Beceem

Kevin Baum

Motorola

Mattias Wennstrom

Huawei

1 Introduction

The channel feedback mechanism in 16e D5a is not efficient for MIMO Precoding. The channel feedback defined 8.4.5.4.10.6 requires a large feedback bandwidth, which can't be fitted into two CQICH channels with 6 bits payload each for even small MIMO systems such as 2x2, 3x3, and 4x4. Therefore, this scheme can not be used for high mobility feedback using CQICH. A compact feedback format is proposed, which can be fit into either 3, or 6, or 9 bit CQICH payloads. Simulations demonstrate that 6 bit feedback per AMC band provides more than 3 dB gain over STC with the same rate for 4x1 and 4x2. More than 1 dB gain over STC is achieved for 2x2 with 1 stream using 3 bit feedback per AMC band.

The proposed feedback employs a codebook for the beamforming matrixes for each combination of number of BS antennas and number of data streams. The whole set of codebooks require less than 200 byte memory. Codebooks for various numbers of BS antenna and various numbers of data streams can be dynamically generated with low complexity.

2 Compact Codebooks

2.1 Usage mode

The codebook is employed in the feedback from SS to BS. The SS learns the channel state information from downlink and selects a transmit beamforming matrix for the codebook. The index of the matrix in the codebook is then fed back to the BS. Each codebook corresponds to a combination of N_t , N_s , and L , where N_t , N_s , and L are the numbers of BS transmit antennas, available data streams, and bits for the feedback index respectively. Once N_t , N_s , and L are determined in the SS, the SS will feed back the codebook indexes each of L bits. After receiving a L bit index, the BS will look up the corresponding codebook and select the matrix (or vector) according to the index. The selected matrix will be used as the beamforming matrix in MIMO precoding as in 8.4.8.3.6.

In order to make use of the existing CQICH feedback mechanism, the SS may feed back one index per AMC band. The CQICH codebook feedback mechanism and payload sizes for codebook index are specified in contribution 552, which are 3, 6, and other multiples of 3.

v_1	1	0.378	0.378	0.378	0.378	0.378	0.378	0.378
v_2	0	-0.270 - 0.567i	-0.710 + 0.133i	0.283 - 0.094i	-0.084 + 0.648i	0.525 + 0.353i	0.206 - 0.137i	0.062 - 0.333i
v_3	0	0.596 + 0.158i	-0.235 - 0.147i	0.070 - 0.826i	0.018 + 0.049i	0.412 + 0.183i	-0.521 + 0.083i	-0.346 + 0.503i
v_4	0	0.159 - 0.241i	0.137 + 0.489i	-0.280 + 0.049i	-0.327 - 0.566i	0.264 + 0.430i	0.614 - 0.375i	-0.570 + 0.211i

For the $V(3,6)$ and $V(4,6)$ codebooks, we use the improved Hochwald structured construction method. We first note that a Householder transformation is defined here as a transformation that generates a unitary N by N matrix $\mathbf{H}(\mathbf{v})$ using a N vector \mathbf{v} as

$$\mathbf{H}(\mathbf{v}) = \begin{cases} \mathbf{I}, & \mathbf{v} = \mathbf{e}_1 \\ \mathbf{I} - p \mathbf{w} \mathbf{w}^H, & \text{otherwise} \end{cases}, \quad (1)$$

where $\mathbf{w} = \mathbf{v} - \mathbf{e}_1$ and $\mathbf{e}_1 = [1 \ 0 \ \dots \ 0]^T$; $p = \frac{2}{\|\mathbf{w}^H \mathbf{w}\|}$ and it is a real number that can be pre-computed and stored for each vector in the tables; \mathbf{I} is the N by N identity matrix; H denotes the conjugate transpose operation. It should be noticed that $\mathbf{H}(\mathbf{v})$ is Hermitian and only N^2 real multiplications are needed to generate $\mathbf{H}(\mathbf{v})$. In the improved Hochwald construction all the vector codewords \mathbf{v}_i , $i = 2, \dots, 2^L$, are derived from the first codeword \mathbf{v}_1 by:

$$\mathbf{v}_i = \mathbf{H}(\mathbf{s}) Q^i(\mathbf{u}) \mathbf{H}^H(\mathbf{s}) \mathbf{v}_1, \text{ for } i = 2, \dots, 2^L \quad (2)$$

where $Q^i(\mathbf{u}) = \text{diag}\left(e^{j\frac{2\pi}{2^L}u_1 i}, \dots, e^{j\frac{2\pi}{2^L}u_{N_t} i}\right)$ is a diagonal matrix that is fully parameterized by an integer vector

$\mathbf{u} = [u_1 \ \dots \ u_{N_t}]$; $\mathbf{v}_1 = \frac{1}{\sqrt{N_t}} \begin{bmatrix} 1 & e^{j\frac{2\pi}{N_t}} & \dots & e^{j\frac{2\pi}{N_t}(N_t-1)} \end{bmatrix}^T$. The codebook $V(3,6)$ and $V(4,6)$ are completely parameterized by the vectors \mathbf{s} and \mathbf{u} as shown in Table 4.

Table 4 Parameters for $V(3,6)$ and $V(4,6)$

N_t	L	\mathbf{u} in $Q^i(\mathbf{u})$	\mathbf{s} in $\mathbf{H}(\mathbf{s})$
3	6	[1 26 57]	[1.2518 - j0.6409, -0.4570 - j0.4974, 0.1177 + j0.2360] ^T
4	6	[1 45 22 49]	[1.3954 - j0.0738, 0.0206 + j0.4326, -0.1658 - j0.5445, 0.5487 - j0.1599] ^T

2.2.2 Matrix codebooks

The matrix codebooks for multiple stream transmission are constructed from the vector codebooks in the previous section using three operations depicted next. We assume that all unit vectors in the section are complex with unit norm and the first entry of each vector is real. The first operation is called Householder reflection transformation mentioned above in (1). The other two operations are built on Householder transformation. One of them is called H-concatenation, and the other is called H-expansion, where the ‘‘H’’ stands for Householder. The H-concatenation (HC) generates a N by $M + 1$ unitary matrix from a unit N vector and a unitary $N - 1$ by M matrix using Householder transformation as

$$\text{HC}(\mathbf{v}_N, \mathbf{A}_{(N-1) \times M}) = \text{H}(\mathbf{v}_N) \begin{bmatrix} 1 & 0 & \cdots & 0 \\ 0 & & & \\ \vdots & \mathbf{A}_{(N-1) \times M} & & \\ 0 & & & \end{bmatrix}, \quad (3)$$

where $N-1 \geq M$; the $N-1$ by M matrix unitary matrix has property $\mathbf{A}^H \mathbf{A} = \mathbf{I}$. Since both terms on the left are unitary the output of HC is a unitary matrix. The H-expansion (HE) generates a N by l matrix from a unit N vector, \mathbf{v}_N , by taking the last l columns of $\text{H}(\mathbf{v}_N)$ as

$$\text{HE}(\mathbf{v}_N, l) = \text{H}(\mathbf{v}_N)_{:,N-l+1:N}. \quad (4)$$

Three operations defined in (1), (3), and (4) jointly generate matrix codebooks as follows. In Table 55, by L bit codebook we mean the codebook has 2^L matrixes, which requires a L bit feedback index.

Table 5 Construction operations for N_t by N_s beamforming matrix codebooks with 3, 6, and 9 bit indexes.

$N_s \backslash N_t$	2	3	4
2 ant., 3 bit codebook	$\text{H}(V(2,3))$		
3 ant., 3 bit codebook	$\text{HE}(V(3,3),2)$	$\text{H}(V(3,3))$	
4 ant., 3 bit codebook	$\text{HE}(V(4,3),2)$	$\text{HE}(V(4,3),3)$	$\text{H}(V(4,3))$
3 ant., 6 bit codebook	$\text{HC}(V(3,3),V(2,3))$	$\text{HC}(V(3,3),\text{H}(V(2,3)))$	
4 ant., 6 bit codebook	$\text{HC}(V(4,3),V(3,3))$	$\text{HE}(V(4,6),3)$	$\text{H}(V(4,6))$
3 ant., 9 bit codebook	$\text{HC}(V(3,6),V(2,3))$	$\text{HC}(V(3,6),\text{H}(V(2,3)))$	
4 ant., 9 bit codebook	$\text{HC}(V(4,6),V(3,3))$	$\text{HC}(V(4,3),\text{HC}(V(3,3),V(2,3)))$	$\text{HC}(V(4,3),\text{HC}(V(3,3),\text{H}(V(2,3))))$

The set notation $V(N_t, L)$ in the input parameter of the operations (i.e. H, HC, and HE) denotes that each vector in the codebook $V(N_t, L)$ is sequentially taken as an input parameter to the operations. The output of the operation (i.e., any one of H, HC, and HE) with a codebook as an input is also a codebook. For example, in $\text{HC}(V(3,6), \text{H}(V(2,3)))$, HC has two codebooks as input. The first one is $V(3,6)$ with 64 vectors and the second one is $\text{H}(V(2,3))$ with 8 2 by 2 matrixes, which are computed from $V(2,3)$. The feedback index is constructed by concatenating all the indexes of the input argument vector codebooks in binary format. For example, the feedback index of $\text{HC}(V(4,6), V(3,3))$ is constructed as $i_2 j_2$, where i_2 and j_2 are the indexes of the vectors in codebooks $V(4,6)$ and $V(3,3)$ in binary format respectively; $_2$ denotes binary format for the indexes.

3 Simulation results

The set of codebooks are evaluated by simulations. The channel model is ITU downlink, pedestrian A and B with 3 km/h. Transmit antenna correlation is 0.2 and receive antenna correlation is 0. The feedback delay is 2 frames, i.e. 10 ms. System bandwidth is 10 MHz with 5 ms per frame. Packet size is 64 byte. One index is fed back per AMC band. Both codebook SVD and STC are simulated. The scheme using the proposed codebooks outperforms STC significantly as shown in the following figures. MMSE receiver is employed.

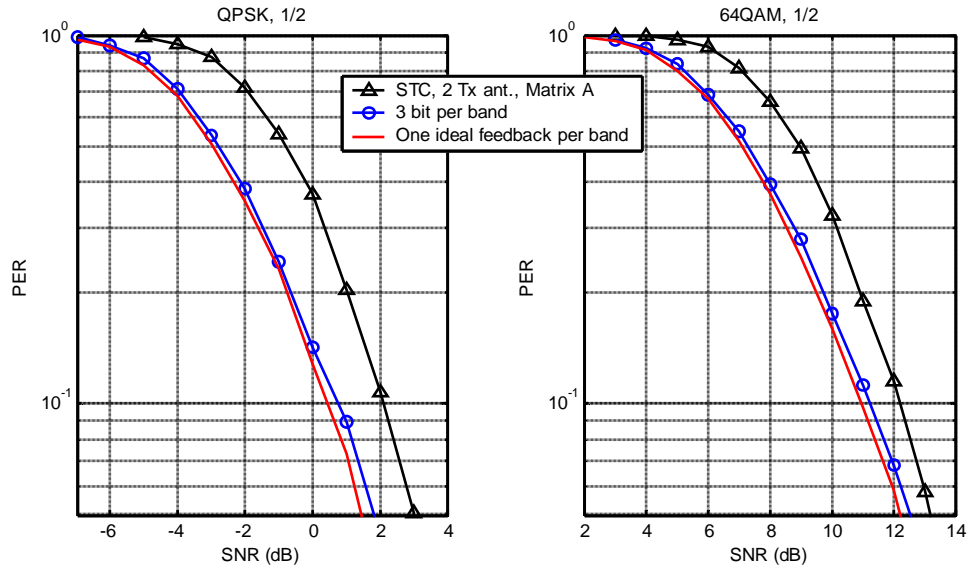


Figure 2 PER performance, 2x2 with 1 data stream, ITU pedestrian B.

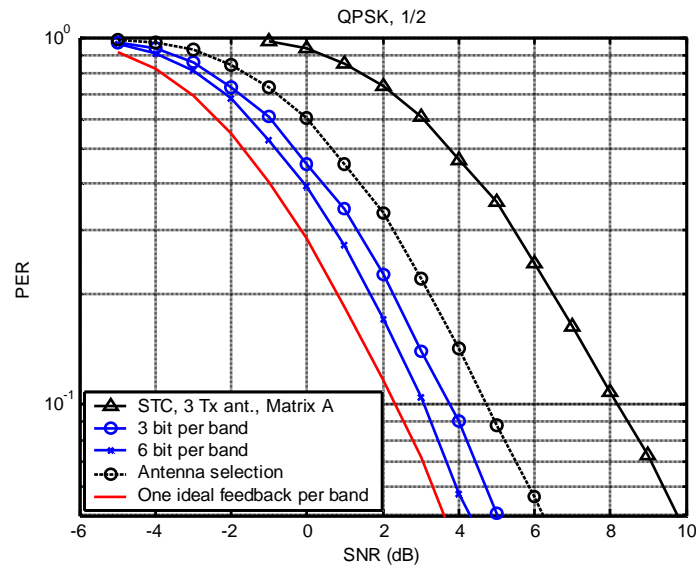


Figure 3 PER performance, 3x1 with 1 data stream, ITU pedestrian A.

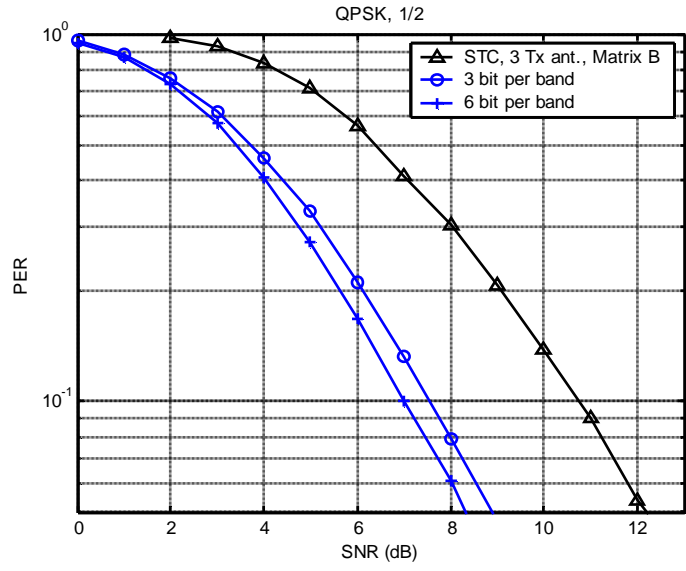


Figure 4 PER performance, 3x2 with 2 data streams, ITU pedestrian A.

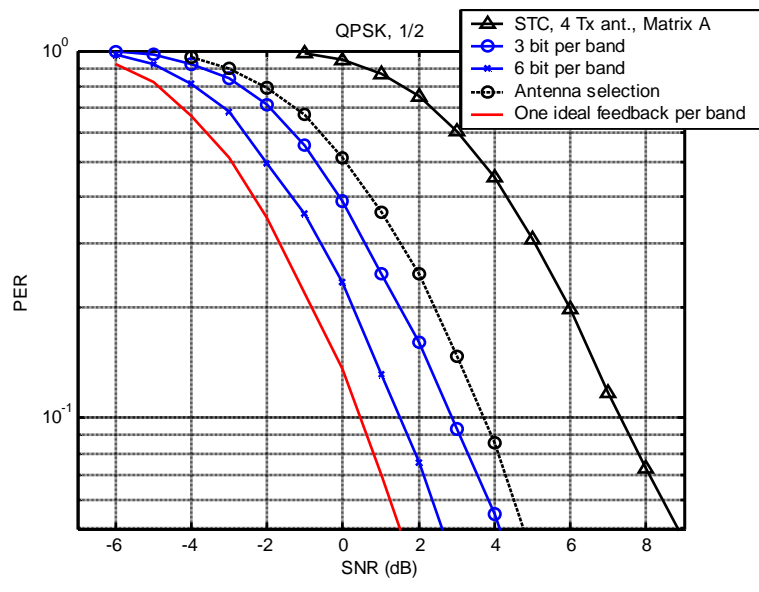


Figure 5 PER performance, 4x1 with 1 data stream, ITU pedestrian A.

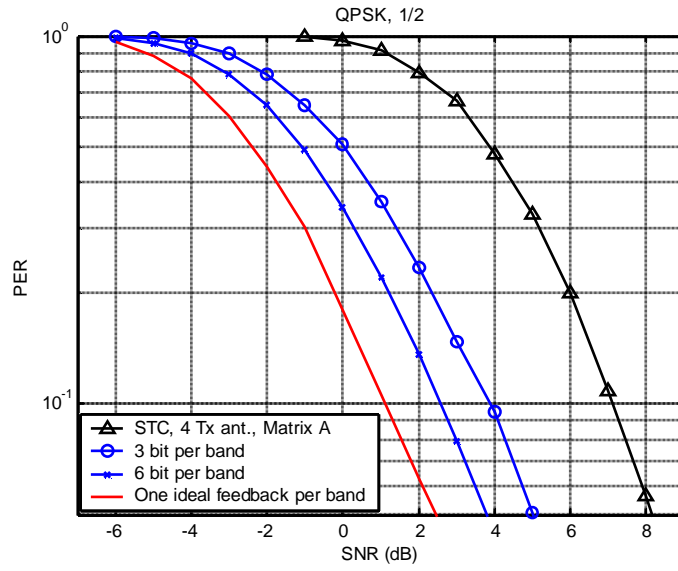


Figure 6 PER performance, 4x1 with 1 data stream, ITU pedestrian B.

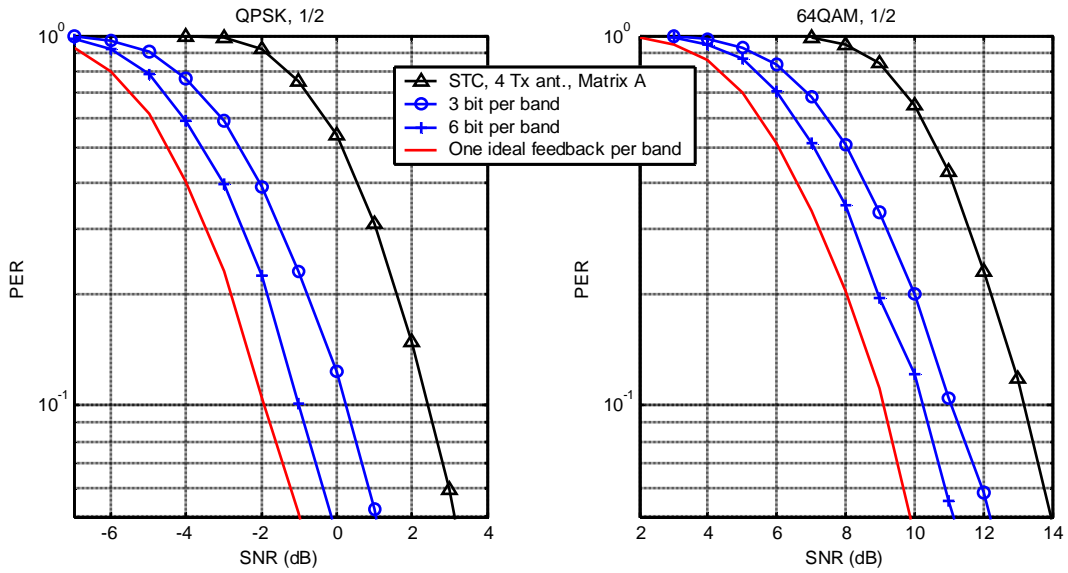


Figure 7 PER performance, 4x2 with 1 data stream, ITU pedestrian B.

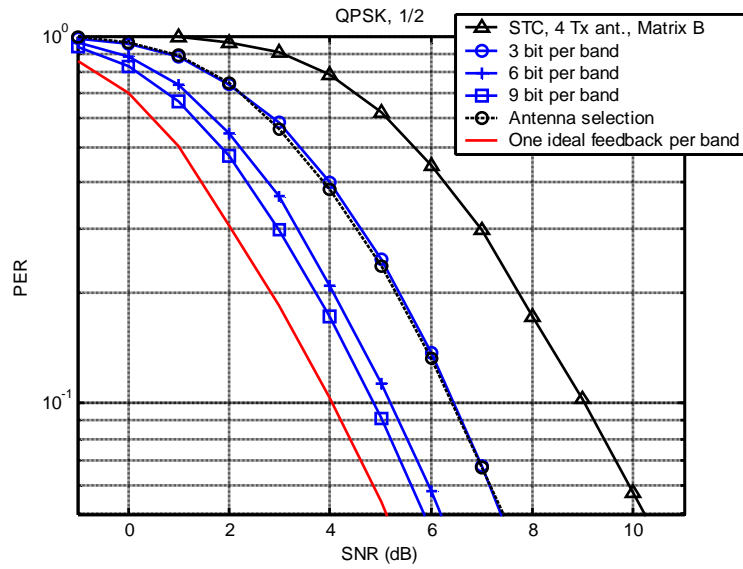


Figure 8 PER performance, 4x2 with 2 data streams, ITU pedestrian A.

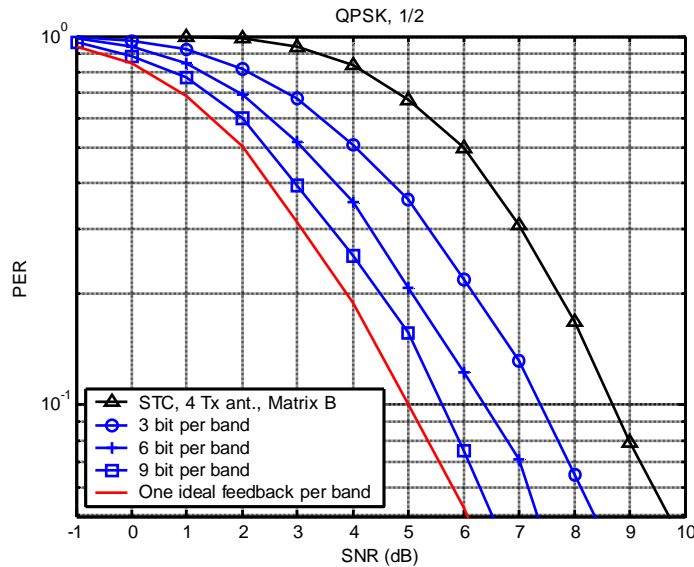


Figure 9 PER performance, 4x2 with 2 data streams, ITU pedestrian B.

4 Specific Text Changes

Added at the end (i.e., line 49) in section 8.4.5.4.10.12 on page 270 of [1] as follows

8.4.5.4.10.12 MIMO feedback for transmit beamforming

Codebooks are defined for the feedback of MIMO transmit beamforming, whose codeword may be employed as the beamforming matrix in MIMO precoding in 8.4.8.3.6. The vector codebooks for 2x1, 3x1, and 4x1 with 3 bit feedback index are listed in Table 1, Table 2, and Table 3. The notation $V(N_t, L)$ denotes the vector codebook, which consists of 2^L complex, unit vectors of a dimension N_t . The integer L is the number of bits required for the index that can indicate any vector in the codebook.

Table 5 $V(2,3)$

Vector index	1	2	3	4	5	6	7	8
v_1	1	0.7940	0.7940	0.7941	0.7941	0.3289	0.5112	0.3289
v_2	0	$\frac{-0.5801 + j0.1818}{j0.1818}$	$\frac{0.0576 + j0.6051}{j0.6051}$	$\frac{-0.2978 - j0.5298}{j0.5298}$	$\frac{0.6038 + j0.0689}{j0.0689}$	$\frac{0.6614 + j0.6740}{j0.6740}$	$\frac{0.4754 - j0.7160}{j0.7160}$	$\frac{-0.8779 - j0.3481}{j0.3481}$

Table 6 $V(3,3)$

Vector index	1	2	3	4	5	6	7	8
v_1	1	0.500	0.500	0.500	0.500	0.4954	0.500	0.500
v_2	0	$\frac{-0.7201 - j0.3126}{j0.3126}$	$\frac{-0.0659 + j0.1371}{j0.1371}$	$\frac{-0.0063 + j0.6527}{j0.6527}$	$\frac{0.7171 + j0.3202}{j0.3202}$	$\frac{0.4819 - j0.4517}{j0.4517}$	$\frac{0.0686 - j0.1386}{j0.1386}$	$\frac{-0.0054 - j0.6540}{j0.6540}$
v_3	0	$\frac{0.2483 - j0.2684}{j0.2684}$	$\frac{-0.6283 - j0.5763}{j0.5763}$	$\frac{0.4621 - j0.3321}{j0.3321}$	$\frac{-0.2533 + j0.2626}{j0.2626}$	$\frac{0.2963 - j0.4801}{j0.4801}$	$\frac{0.6200 + j0.5845}{j0.5845}$	$\frac{-0.4566 + j0.3374}{j0.3374}$

Table 7 $V(4,3)$

Vector index	1	2	3	4	5	6	7	8
v_1	1	0.3780	0.3780	0.3780	0.3780	0.3780	0.3780	0.3780
v_2	0	$\frac{-0.2698 - j0.5668}{j0.5668}$	$\frac{-0.7103 + j0.1326}{j0.1326}$	$\frac{0.2830 - j0.0940}{j0.0940}$	$\frac{-0.0841 + j0.6478}{j0.6478}$	$\frac{0.5247 + j0.3532}{j0.3532}$	$\frac{0.2058 - j0.1369}{j0.1369}$	$\frac{0.0618 - j0.3332}{j0.3332}$
v_3	0	$\frac{0.5957 + j0.1578}{j0.1578}$	$\frac{-0.2350 - j0.1467}{j0.1467}$	$\frac{0.0702 - j0.8261}{j0.8261}$	$\frac{0.0184 + j0.0490}{j0.0490}$	$\frac{0.4115 + j0.1825}{j0.1825}$	$\frac{-0.5211 + j0.0833}{j0.0833}$	$\frac{-0.3456 + j0.5029}{j0.5029}$
v_4	0	$\frac{0.1587 - j0.2411}{j0.2411}$	$\frac{0.1371 + j0.4893}{j0.4893}$	$\frac{-0.2801 + j0.0491}{j0.0491}$	$\frac{-0.3272 - j0.5662}{j0.5662}$	$\frac{0.2639 + j0.4299}{j0.4299}$	$\frac{0.6136 - j0.3755}{j0.3755}$	$\frac{-0.5704 + j0.2113}{j0.2113}$

An operation, $H(\mathbf{v})$, is defined. It generates a unitary N by N matrix $H(\mathbf{v})$ using a N vector \mathbf{v} as

$$H(\mathbf{v}) = \begin{cases} \mathbf{I}, & \mathbf{v} = \mathbf{e}_1 \\ \mathbf{I} - p \mathbf{w} \mathbf{w}^H, & \text{otherwise} \end{cases}$$

where $\mathbf{w} = \mathbf{v} - \mathbf{e}_1$ and $\mathbf{e}_1 = [1 \ 0 \ \dots \ 0]^T$; $p = \frac{2}{\|\mathbf{w}^H \mathbf{w}\|}$; \mathbf{I} is the N by N identity matrix; H denotes the conjugate

transpose operation. Vector codebooks $V(3,6)$ and $V(4,6)$ are generated as follows. All the vector codewords \mathbf{v}_i ,

$i = 2, \dots, 2^L$, are derived from the first codeword \mathbf{v}_1 as

$$\tilde{\mathbf{v}}_i = H(\mathbf{s}) Q^i(\mathbf{u}) H^H(\mathbf{s}) \mathbf{v}_1, \text{ for } i = 2, \dots, 2^L,$$

$$\mathbf{v}_i = \tilde{\mathbf{v}}_i e^{-j\phi_i}, \text{ for } i = 2, \dots, 2^L,$$

where $Q^i(\mathbf{u}) = \text{diag} \left(e^{j\frac{2\pi}{2^L} u_i}, \dots, e^{j\frac{2\pi}{2^L} u_{N_i}} \right)$ is a diagonal matrix; $\mathbf{u} = [u_1 \ \dots \ u_{N_i}]$ is an integer vector;

$$\mathbf{v}_1 = \frac{1}{\sqrt{N_i}} \left[1 \ e^{j\frac{2\pi}{N_i}} \ \dots \ e^{j\frac{2\pi}{N_i}(N_i-1)} \right]^T; \phi_i \text{ is the phase of the first entry of } \tilde{\mathbf{v}}_i. \text{ The parameters for the generation of}$$

$V(3,6)$ and $V(4,6)$ are listed in Table 4.

Table 8 Generating parameters for $V(3,6)$ and $V(4,6)$

N_t	L	\mathbf{u} in $Q^i(\mathbf{u})$	\mathbf{s} in $H(\mathbf{s})$
3	6	$[1 \ 26 \ 57]$	$[1.2518 - j0.6409, -0.4570 - j0.4974, 0.1177 + j0.2360]^T$
4	6	$[1 \ 45 \ 22 \ 49]$	$[1.3954 - j0.0738, 0.0206 + j0.4326, -0.1658 - j0.5445, 0.5487 - j0.1599]^T$

The matrix codebooks for multiple stream transmission are constructed from the vector codebooks using three operations. The first operation is $H(\mathbf{v})$. The second denoted as $HC(\mathbf{v}_N, \mathbf{A}_{(N-1) \times M})$ generates a N by $M+1$ unitary matrix from a unit N vector and a unitary $N-1$ by M matrix as

$$HC(\mathbf{v}_N, \mathbf{A}_{(N-1) \times M}) = H(\mathbf{v}_N) \begin{bmatrix} 1 & 0 & \dots & 0 \\ 0 & & & \\ \vdots & \mathbf{A}_{(N-1) \times M} & & \\ 0 & & & \end{bmatrix},$$

where $N-1 \geq M$; the $N-1$ by M matrix unitary matrix has property $\mathbf{A}^H \mathbf{A} = \mathbf{I}$. The third operation denoted as $HE(\mathbf{v}_N, M)$ generates a N by M matrix from a unit N vector, \mathbf{v}_N , by taking the last M columns of $H(\mathbf{v}_N)$ as

$$HE(\mathbf{v}_N, M) = H(\mathbf{v}_N)_{:,N-M+1:N}$$

The three operations jointly generate matrix codebooks as listed in Table 55.

Table 5 Generating operations for N_t by N_s codebooks with 3, 6, and 9 bit indexes.

N_t, L	2	3	4
2 antennas, 3 bit	$H(V(2,3))$		
3 antennas, 3 bit	$HE(V(3,3), 2)$	$H(V(3,3))$	
4 antennas, 3 bit	$HE(V(4,3), 2)$	$HE(V(4,3), 3)$	$H(V(4,3))$
3 antennas, 6 bit	$HC(V(3,3), V(2,3))$	$HC(V(3,3), H(V(2,3)))$	
4 antennas, 6 bit	$HC(V(4,3), V(3,3))$	$HE(V(4,6), 3)$	$H(V(4,6))$
3 antennas, 9 bit	$HC(V(3,6), V(2,3))$	$HC(V(3,6), H(V(2,3)))$	
4 antennas, 9 bit	$HC(V(4,6), V(3,3))$	$HC(V(4,3), HC(V(3,3), V(2,3)))$	$HC(V(4,3), HC(V(3,3), H(V(2,3))))$

The set notation $V(N_t, L)$ in the input arguments of the operations (i.e. H, HC, and HE) denotes that each vector in the codebook $V(N_t, L)$ is sequentially taken as an input to the operations. The output of the operation with one or more codebooks as input arguments is a codebook. For example, in $HC(V(3,6), H(V(2,3)))$, HC has two codebooks as input. The first is $V(3,6)$ with 64 vectors and the second is $H(V(2,3))$ with 8 2 by 2 matrixes, which are computed from $V(2,3)$. The feedback index is constructed by sequentially concatenating all the indexes of the input argument vector codebooks in binary format. For example, the feedback index of $HC(V(3,6), H(V(2,3)))$ is constructed as $i_2 j_2$, where i_2 and j_2 are the indexes of the vectors in codebooks $V(3,6)$ and $V(2,3)$ in binary format respectively; $_2$ denotes binary format for the indexes.

References:

- [1] IEEE P802.16e/D5a Air Interface for Fixed and Mobile Broadband Wireless Access Systems – Amendment for Physical and Medium Access Control Layers for Combined Fixed and Mobile Operation in Licensed Bands, 2004.
- [2] Q. Li, *et al.*, “Improved feedback for MIMO precoding,” IEEE C80216e-04/527r4, 2004.