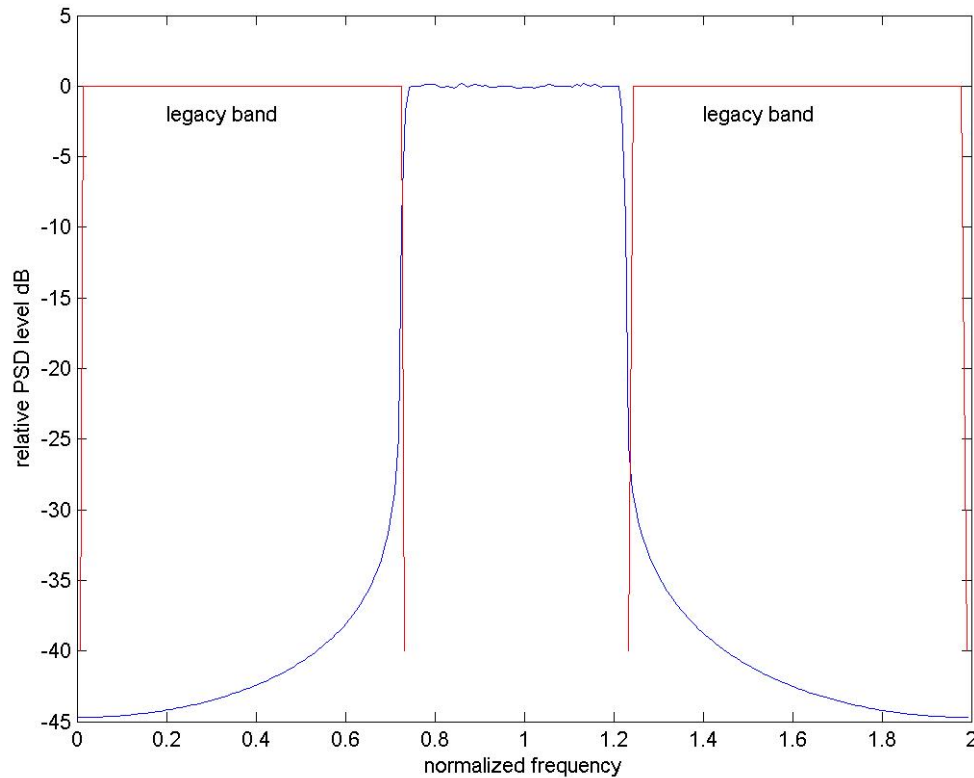


Project	IEEE 802.16 Broadband Wireless Access Working Group < http://ieee802.org/16 >
Title	Guard Band Reduction via overlapped Windowing
Date Submitted	3/10/08
Source(s)	Ahmed Shalash Cairo University shalash@wicreo.com
Re:	16m SDD call for contributions: Frame Structure
Abstract	It is proposed to use overlapped windowing in the OFDMA symbols, especially in mixed deployment scenarios with legacy system. The effect of such windowing should be considered in figuring the guard bands when designing the 16m frame.
Purpose	For discussion
Notice	<i>This document does not represent the agreed views of the IEEE 802.16 Working Group or any of its subgroups. It represents only the views of the participants listed in the "Source(s)" field above. It is offered as a basis for discussion. It is not binding on the contributor(s), who reserve(s) the right to add, amend or withdraw material contained herein.</i>
Release	The contributor grants a free, irrevocable license to the IEEE to incorporate material contained in this contribution, and any modifications thereof, in the creation of an IEEE Standards publication; to copyright in the IEEE's name any IEEE Standards publication even though it may include portions of this contribution; and at the IEEE's sole discretion to permit others to reproduce in whole or in part the resulting IEEE Standards publication. The contributor also acknowledges and accepts that this contribution may be made public by IEEE 802.16.
Patent Policy	The contributor is familiar with the IEEE-SA Patent Policy and Procedures: < http://standards.ieee.org/guides/bylaws/sect6-7.html#6 > and < http://standards.ieee.org/guides/opman/sect6.html#6.3 >. Further information is located at < http://standards.ieee.org/board/pat/pat-material.html > and < http://standards.ieee.org/board/pat >.

Guard Band Reduction via overlapped Windowing

1 Introduction

In mixed deployment scenarios where OFDM symbols from legacy equipment share part of the bandwidth of new equipment, the interference between the two systems becomes a problem. The following figure shows the out of band spectral level for an OFDM symbol deployed in the midst of legacy bands without any filtering.

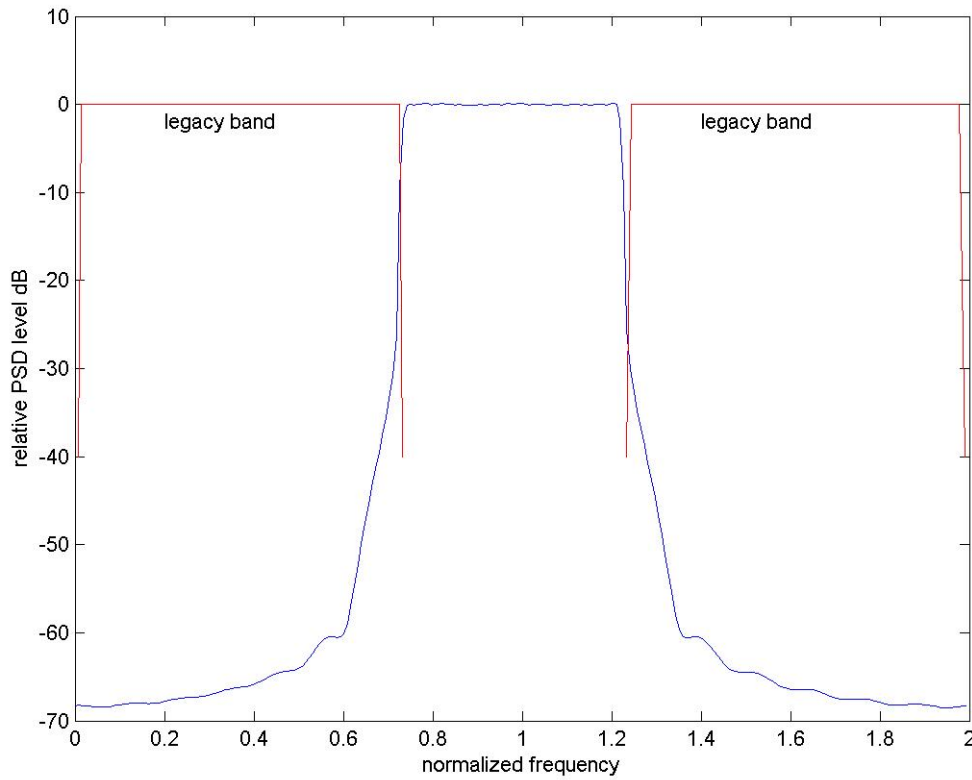


To achieve an acceptable level of interference, the newly inserted OFDM symbol has to be filtered. To apply such filters it has to be employed with guard bands. The guard bands are needed to avoid the need for using sharp filters. Sharp filters tend to prolong the channel impulse response, creating an ISI problem. Filters also will add complexity and power consumption in the transmitter chain.

2 Overlapped Windowing

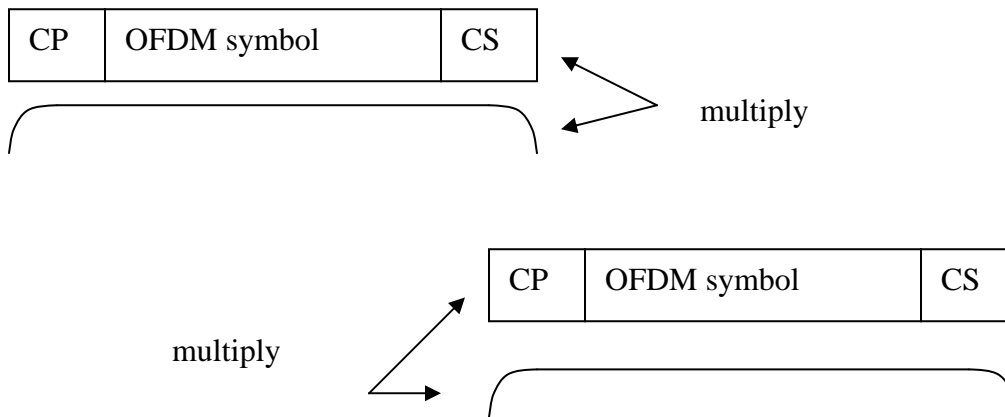
It is proposed herein to use the concept of overlapped windowing, especially in the mixed deployment scenarios. The advantage will be maintaining the data rate by not losing as many frequency pins as guard bands, or by using no guard bands at all. Also the need for filtering can be reduced or eliminated.

The disadvantage will be the loss of few samples from the cyclic prefix. This loss might lead to a little elevation in the ISI level, but as we only use few samples, this ISI can be neglected. In the following figure we show the effect on the spectrum by using such windowing.



The above figure shows that a drastic reduction in the filter order and/or the guard band can be achieved. This will have a noticeable impact on the complexity of the transmitter and the data rate due to the loss of frequency bins in the guard band.

It is proposed to use the overlapped windowing in such mixed deployment scenarios. The core idea is shown in the following figure:



Add the two results