

Title: Improvements in System Performance with spatial multiplexing for MBS

Document Number: IEEE C802.16m-08/609

Date Submitted: 2008 – 07 - 10

Source:

Kaushik Josiam, Zhouyue Pi, Farooq Khan
Samsung Telecommunications America
1301 E. Lookout Dr
Richardson TX 75082

Voice:+972 761-7000 kjosiam@sta.samsung.com

Venue:

Session #56, 14-17 July2008

Re: Call for comments on Final Draft: SDD Text on Downlink MIMO Schemes, IEEE C802.16m-08/657r2

Purpose: Supporting contribution for comment on SDD Text for Downlink MIMO Schemes

Notice

This document does not represent the agreed views of the IEEE 802.16 Working Group or any of its subgroups. It represents only the views of the participants listed in the "Source(s)" field above. It is offered as a basis for discussion. It is not binding on the contributor(s), who reserve(s) the right to add, amend or withdraw material contained herein.

Release:

The contributor grants a free, irrevocable license to the IEEE to incorporate material contained in this contribution, and any modifications thereof, in the creation of an IEEE Standards publication; to copyright in the IEEE's name any IEEE Standards publication even though it may include portions of this contribution; and at the IEEE's sole discretion to permit others to reproduce in whole or in part the resulting IEEE Standards publication. The contributor also acknowledges and accepts that this contribution may be made public by IEEE 802.16.

Patent Policy:

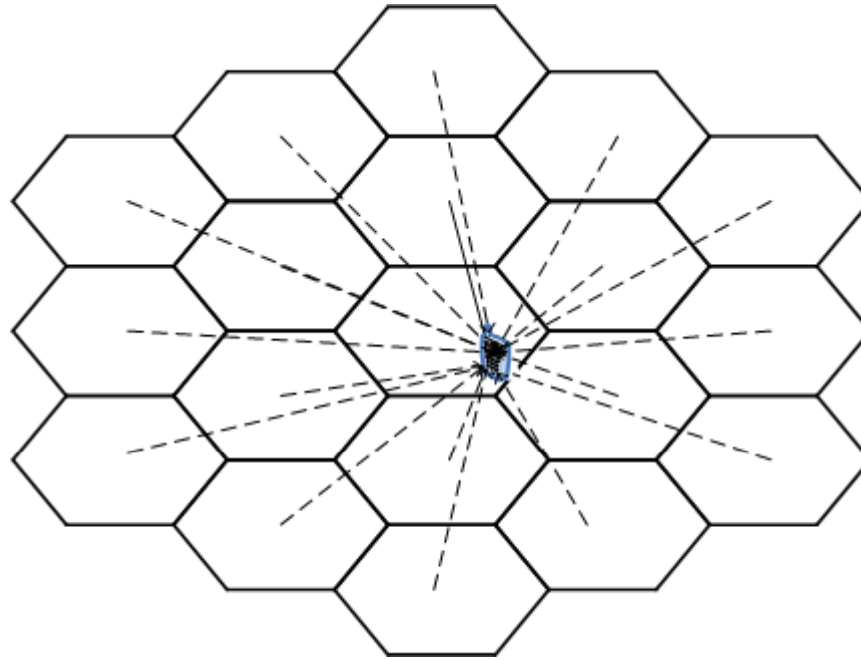
The contributor is familiar with the IEEE-SA Patent Policy and Procedures:<<http://standards.ieee.org/guides/bylaws/sect6-7.html#6>> and <<http://standards.ieee.org/guides/opman/sect6.html#6.3>>.

Further information is located at <<http://standards.ieee.org/board/pat/pat-material.html>> and <<http://standards.ieee.org/board/pat>>.

Improvements in System Performance with Spatial Multiplexing for MBS

*Kaushik Josiam, Zhouyue Pi and Farooq Khan
Samsung Telecommunications America*

Single-Frequency Network (SFN)



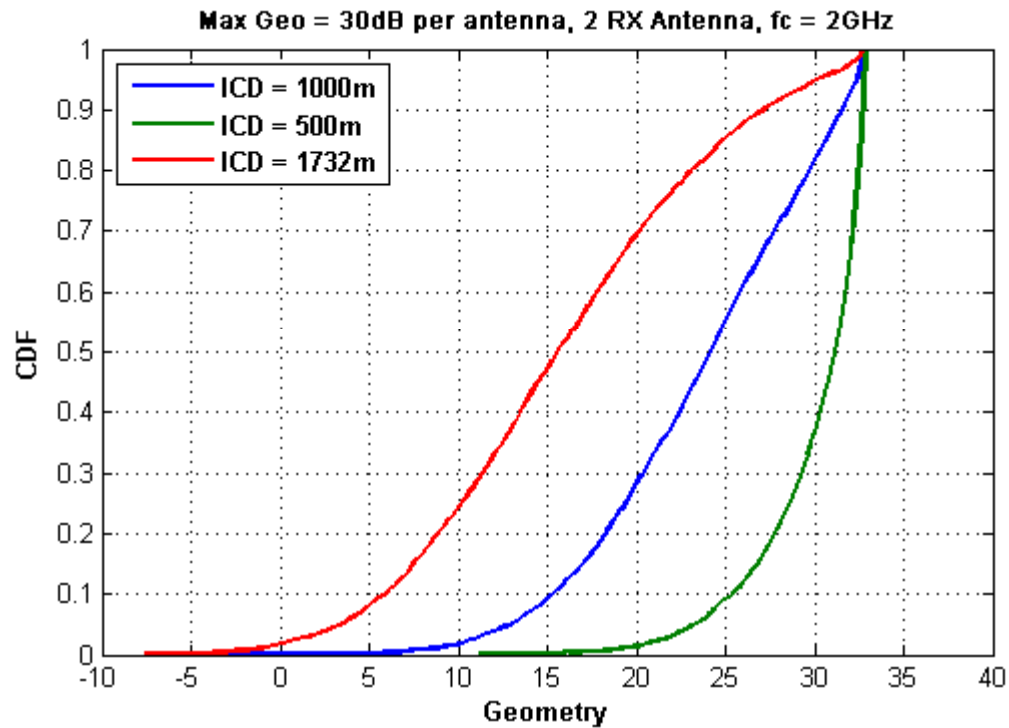
- An SFN operation is realized by transmitting the same information in the same OFDM time-frequency resource from multiple “synchronized” cells:
 - Cell synchronization within the OFDM symbol cyclic prefix required
 - A CP of $18.88\mu\text{s}$ used for E-MBS

Requirements

- Performance Requirement: 1% average FER
- Coverage Target: 95% of locations
- Desired spectral efficiency targets assuming SFN and ignoring overhead [1]:

Inter-cell Distance	Min Spectral Efficiency (bps/Hz)
500m	4
1500m	2

Broadcast Geometry



Maximum SINR is capped to 30dB per antenna

MIMO for EBM

- Baseline is 1x2 configuration
- Proposed scheme to achieve minimum spectral efficiency targets
 - 2x2 MIMO with open loop spatial multiplexing.
 - 2 layers corresponding to two code words.
 - For this simulation, both code words assumed to have the same MCS.

No significant gains from transmit diversity due to sufficient frequency diversity from SFN

System Simulation Parameters

Layout	19 cells, 3 sectors per cell
Operating Frequency	2000 MHz
Minimum Mobile-to-BS distance	35m
Test Sector	Center cell, any sector
Sector Orientation	Bore-sight pointing
Antenna Pattern	70° sectored beam
Propagation Model	$128.1 + 37.6 \log_{10}(d)$
Shadowing Standard Deviation	8dB
Shadowing Correlation between BSs	0.5
Penetration Loss	20dB
Rx Noise Figure	9dB
SFN Combining	57 Sectors
BS power per sector per antenna	43dBm

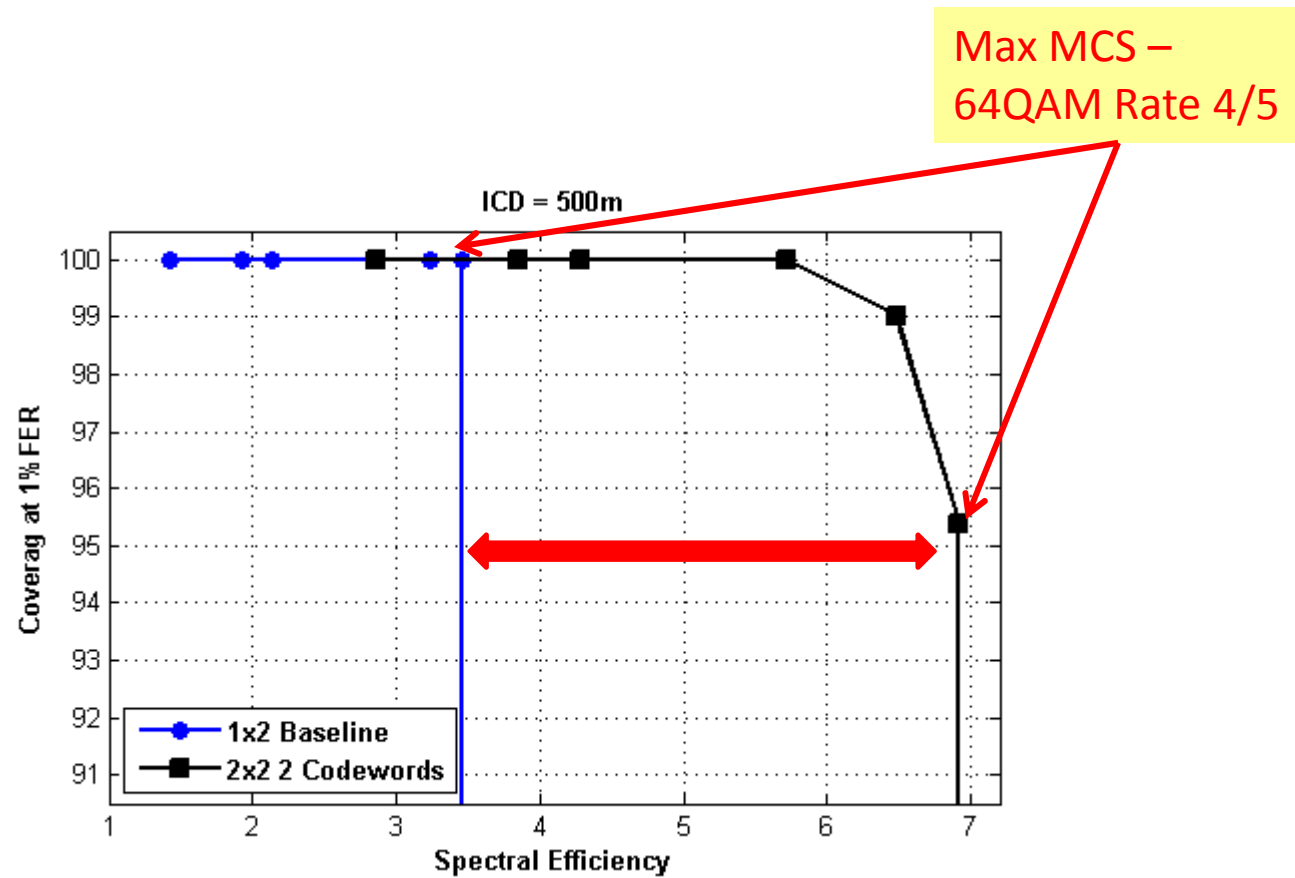
System Simulation Parameters

Bandwidth	10 MHz
Tone Spacing	15 KHz
Number of Tones	600
Channel Model	Composite Channel comprised of 3 TU-6 channels, 3 Km/h
TX antennas	1,2
RX antennas	2
Spatial Correlation	None
Receiver	MMSE-SIC
Link-to-system mapping	EESM
Pilot and Cyclic Prefix Overhead	28%
Cyclic Prefix duration	18.88 μ s
Channel Estimation	Perfect
FEC	Inner Turbo Code, no outer code

MCS and Spectral Efficiency

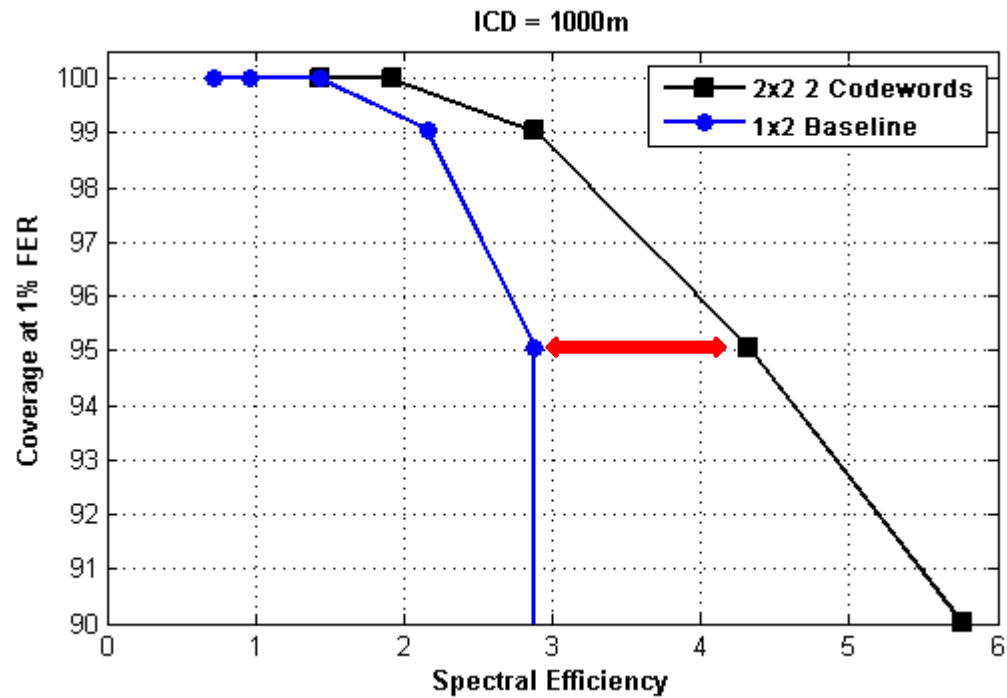
MCS	Spectral Efficiency (b/s/Hz) (Accounting for pilot and CP overhead)
QPSK Rate $\frac{1}{2}$	0.72
16 QAM Rate $\frac{1}{3}$	0.96
16 QAM Rate $\frac{1}{2}$	1.44
16 QAM Rate $\frac{2}{3}$	1.92
64 QAM Rate $\frac{1}{2}$	2.16
64 QAM Rate $\frac{2}{3}$	2.88
64 QAM Rate $\frac{3}{4}$	3.24
64 QAM Rate $\frac{4}{5}$	3.45

Results: ICD = 500m



100% improvement in spectral efficiency at 95% coverage

Results: ICD = 1000m



50% improvement in spectral efficiency at 95% coverage

Summary

- For ICD = 500m, we see doubling in spectral efficiency for the same coverage with SFN
- Increasing ICD, reduces this gain in spectral efficiency
 - 50% improvement with ICD 1Km
- Recommendation:
Adopt text in IEEE-C80216m-DL_MIMO-08_011_MIMO_MBS_Samsung_AlcatelLucent_Nortel.doc into the SDD