

Proposal for Physical Structure of UL Feedback Channel

IEEE 802.16 Presentation Submission Template (Rev. 9)

Document Number:

IEEE C80216m-09/0190r1

Date Submitted:

2009-01-07

Source:

Hwasun Yoo, Sangheon Kim, Si-Hyun Park,
Jaehee Cho, Hokyu Choi, Heewon Kang
Samsung Electronics Co., Ltd

Voice: +82-31-279-4983

E-mail: hwasun.yoo@samsung.com

Venue:

Session #59, San Diego, USA

Re:

802.16m SDD

Base Contribution:

None

Purpose:

To be discussed and adopted by TGM for the 802.16m SDD

Notice:

This document does not represent the agreed views of the IEEE 802.16 Working Group or any of its subgroups. It represents only the views of the participants listed in the "Source(s)" field above. It is offered as a basis for discussion. It is not binding on the contributor(s), who reserve(s) the right to add, amend or withdraw material contained herein.

Release:

The contributor grants a free, irrevocable license to the IEEE to incorporate material contained in this contribution, and any modifications thereof, in the creation of an IEEE Standards publication; to copyright in the IEEE's name any IEEE Standards publication even though it may include portions of this contribution; and at the IEEE's sole discretion to permit others to reproduce in whole or in part the resulting IEEE Standards publication. The contributor also acknowledges and accepts that this contribution may be made public by IEEE 802.16.

Patent Policy:

The contributor is familiar with the IEEE-SA Patent Policy and Procedures:

<<http://standards.ieee.org/guides/bylaws/sect6-7.html#6>> and <<http://standards.ieee.org/guides/opman/sect6.html#6.3>>.

Further information is located at <<http://standards.ieee.org/board/pat/pat-material.html>> and <<http://standards.ieee.org/board/pat>>.

Proposal for Physical Structure of UL Feedback Channel

Jan, 2009

*Hwasun Yoo, Sangheon Kim, Si-Hyun Park,
Jaehee Cho, Hokyuu Choi, Heewon Kang*

Samsung Electronics Co., Ltd

Objective

- **According to the SDD,**
 - A tile structure for FF BCH is (2X6)
 - Two types of FF BCHs : Primary and Secondary
- **Primary FF BCH (fast feedback channel)**
 - Semi-orthogonal sequence for fixed 6bit-payload
 - Performance improvement for high mobility users
- **UL ACKCH (HARQ feedback channel)**
 - Stable performance for high mobility users

Sequence for Primary FF BCH

- **64 Binary Semi-orthogonal Sequences**
 - Binary orthogonal subsequences with length 4
 - Reed-Solomon mapping for maximum correlation = 8
 - Binary phase vector
- **Relation btw (RS, Phase vector) and Sequence index**
 - After proper sorting of the semi-orthogonal sequences $S_l[k]$
 - Sequence index can be rewritten as
$$l = 4p + q, \quad 0 \leq l \leq 63$$
 - $0 \leq p \leq 15$ is a Reed-Solomon mapping index,
 - $0 \leq q \leq 3$ is a phase vector index,

Primary FF BCH Sequence Mapping to FMTs

- **Cyclic Shifted Mapping**

- Cyclic shifted sequences by 4 on different tiles
- Maintain the same channel correlation within subsequences
- Give more diversity to Phase vectors
- Consistent structure with UL HARQ feedback channels

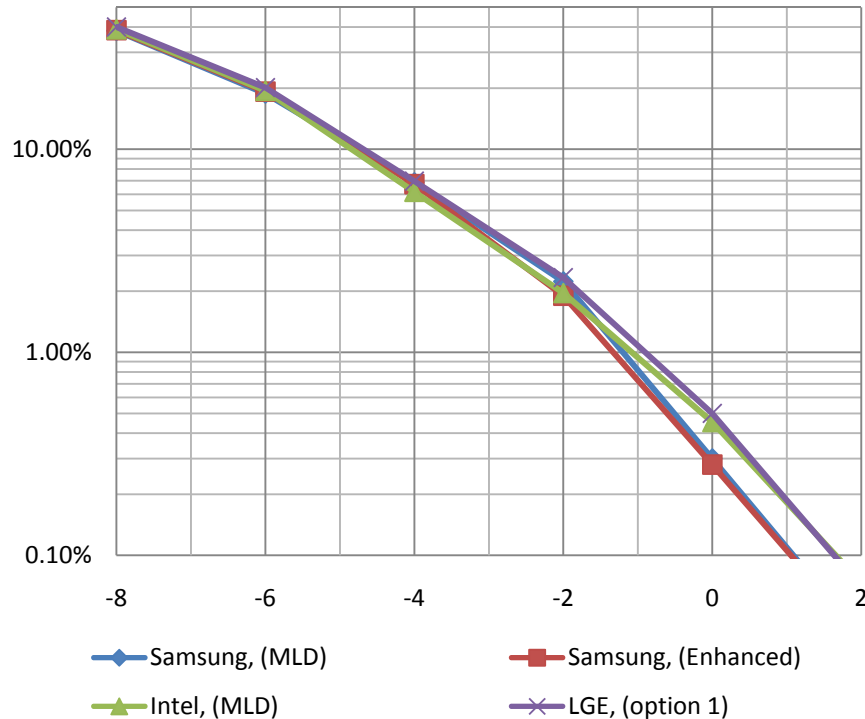
FMT #1	<table><tbody><tr><td>S1</td><td>S3</td><td>S5</td><td>S7</td><td>S9</td><td>S11</td></tr><tr><td>S2</td><td>S4</td><td>S6</td><td>S8</td><td>S10</td><td>S12</td></tr></tbody></table>	S1	S3	S5	S7	S9	S11	S2	S4	S6	S8	S10	S12
S1	S3	S5	S7	S9	S11								
S2	S4	S6	S8	S10	S12								
FMT #2	<table><tbody><tr><td>S9</td><td>S11</td><td>S1</td><td>S3</td><td>S5</td><td>S7</td></tr><tr><td>S10</td><td>S12</td><td>S2</td><td>S4</td><td>S6</td><td>S8</td></tr></tbody></table>	S9	S11	S1	S3	S5	S7	S10	S12	S2	S4	S6	S8
S9	S11	S1	S3	S5	S7								
S10	S12	S2	S4	S6	S8								
FMT #3	<table><tbody><tr><td>S5</td><td>S7</td><td>S9</td><td>S11</td><td>S1</td><td>S3</td></tr><tr><td>S6</td><td>S8</td><td>S10</td><td>S12</td><td>S2</td><td>S4</td></tr></tbody></table>	S5	S7	S9	S11	S1	S3	S6	S8	S10	S12	S2	S4
S5	S7	S9	S11	S1	S3								
S6	S8	S10	S12	S2	S4								

Advanced Receiver for High Mobility

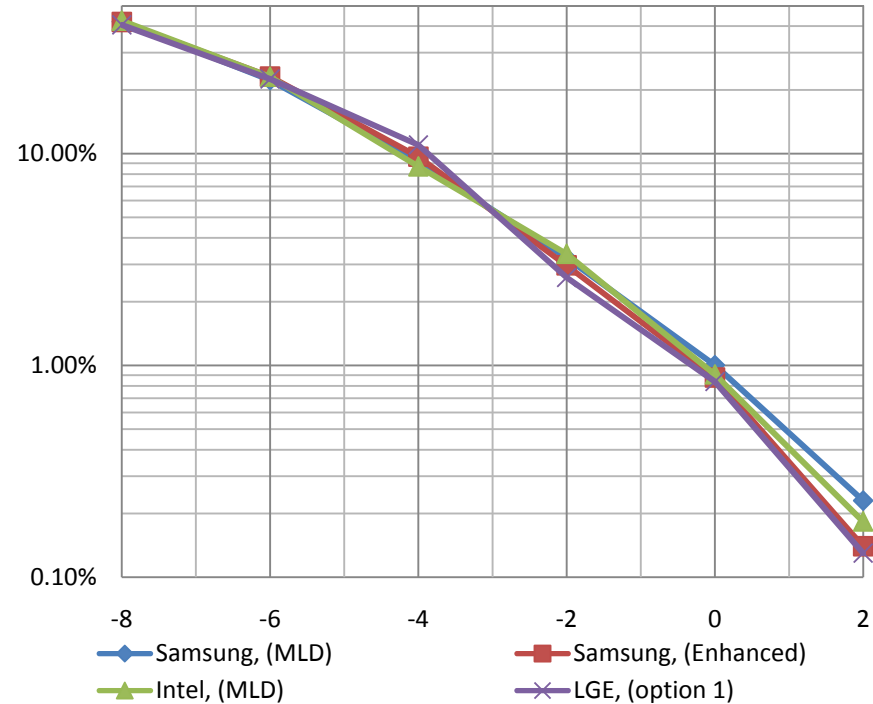
- **Wiener Filter Receiver (LPF Receiver)**
 - Provides significant performance gain in high mobility,
 - Can be applied to all kinds of semi-orthogonal sequences
 - **Requires Prior-knowledge** about channel statistics such as Doppler frequency and SNR
 - Filtering before ML Correlators
- **Enhanced Receiver for supporting High Mobility**
 - Can improve the detection performance in high mobility,
 - **Doesn't need any prior knowledge** on channel statistics
 - In high mobility case, most of misdetection occur between different phase vectors, not between RS mapping
 - Phase vector correction after ML Correlators
 - See Appendix#1 for details

Detection Performance of Primary FF BCH (i)

- Ped. B 3km/h



- Veh. A 120km/h

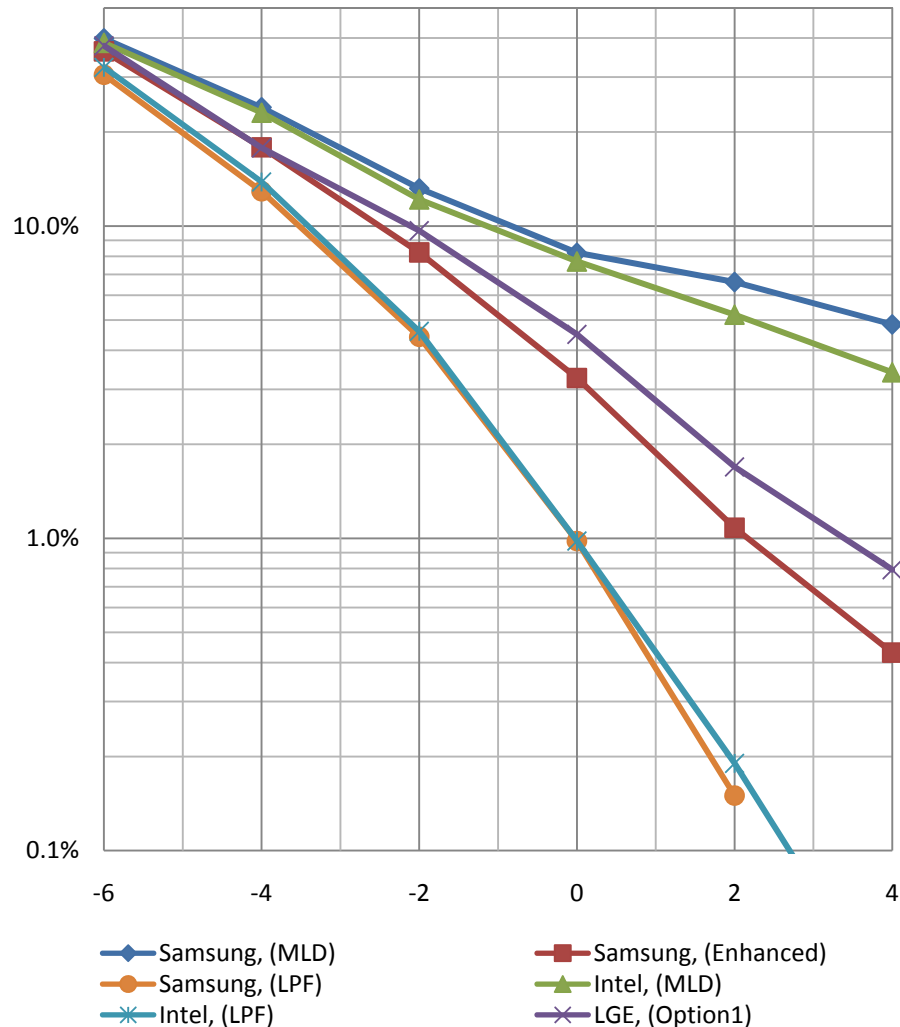


- Remarks on Performance

- Samsung's sequence outperforms the others in Ped. B 3km/h
- All sequences have almost the same performance in Veh A 120km/h.

Detection Performance of Primary FF BCH (ii)

- Veh. A 350km/h



- Remarks on Performance

- Regardless of sequence itself, a receiver with Wiener filter(LPF) improves detection performance
- Wiener filter receiver requires channel statistics
- Enhanced receiver improves the performance
- 1%PER @ SNR 2.2dB

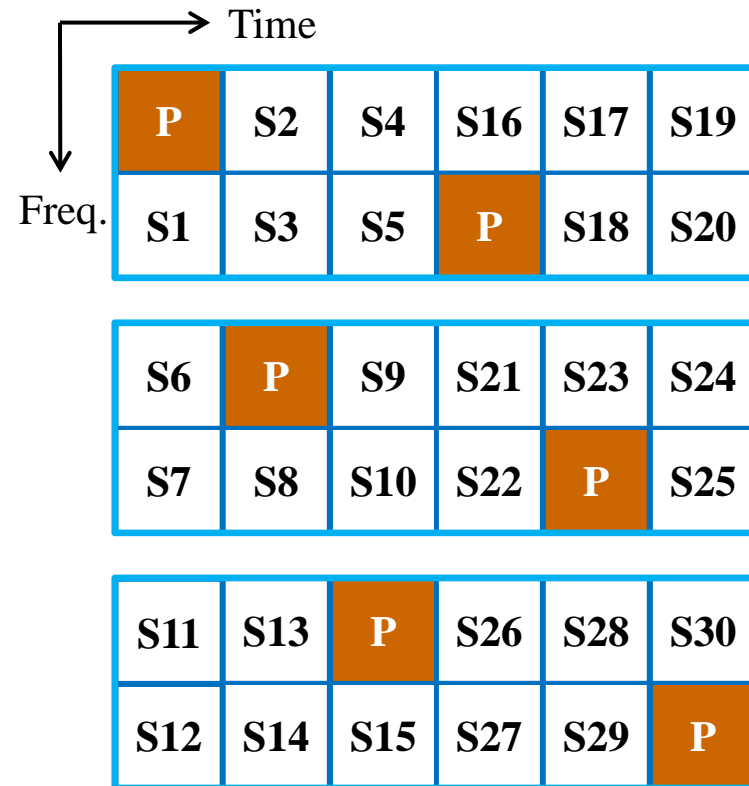
Secondary FF BCH Mapping to FMTs

- **Physical Structure**

- Two Pilots per FMT
- **Shifted Pilot Position** on different FMT for **Pilot Boosting**

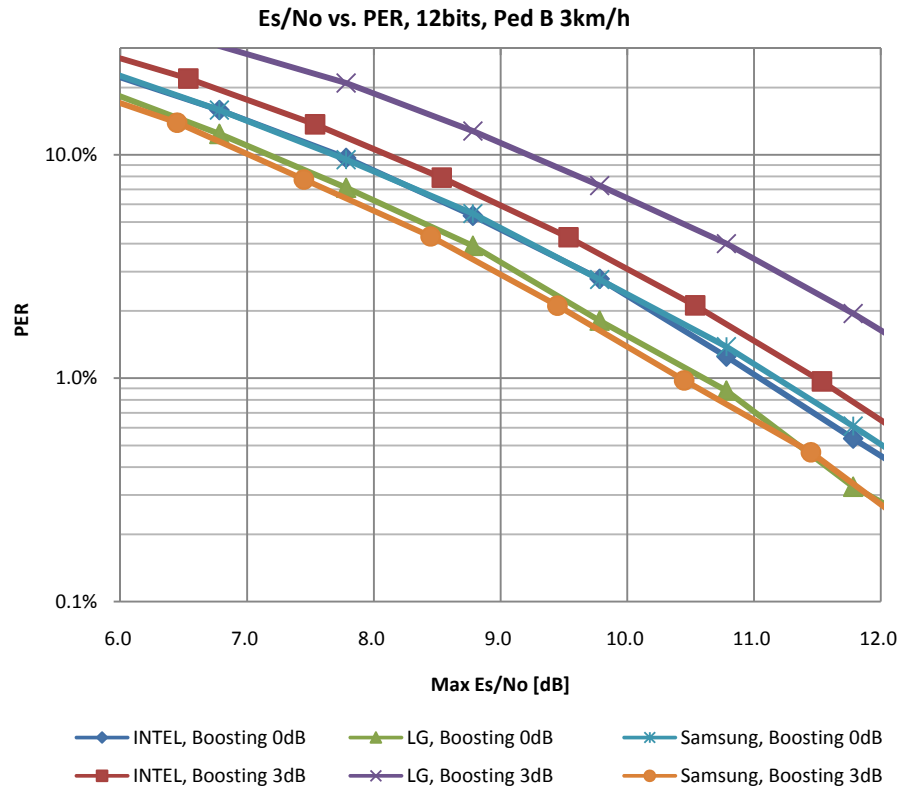
- **Modulation and Coding**

- 30 QPSK symbols
- 7~24 information bits
- Block Code based on (60,12)
 - 7~12 bits: (60,12) block code
 - 13~24 bits: two (30,12) block code

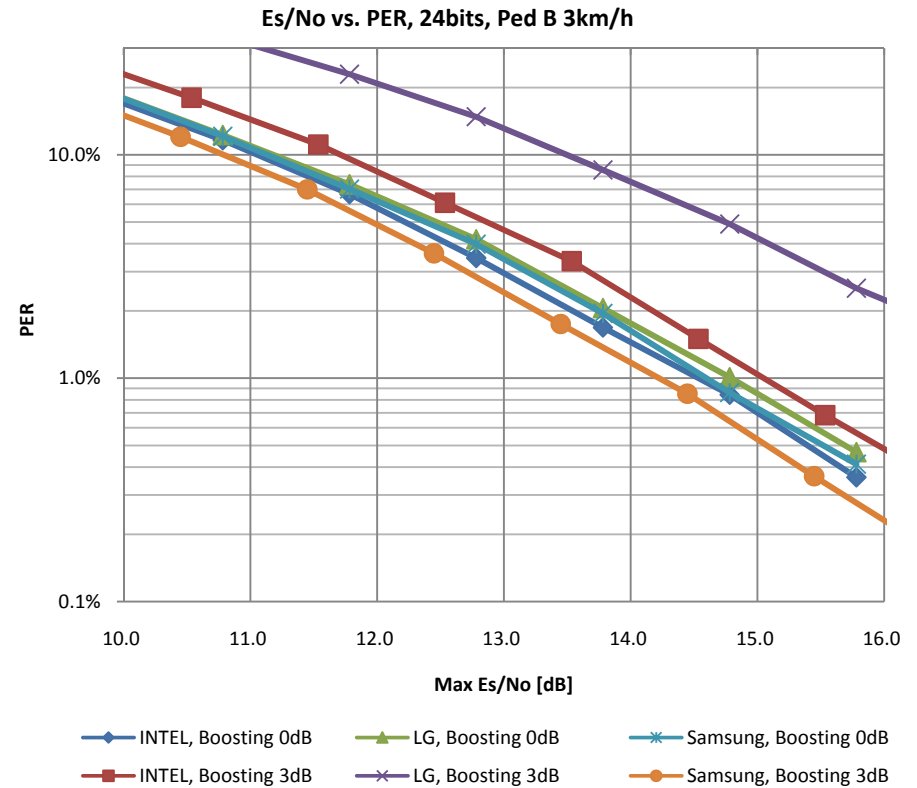


Detection Performance of Secondary FF BCH

- 12 information bits



- 24 information bits



- Remarks on Performance

- In terms of max Es/No and pilot boosting, Samsung's structure shows the best performance.

UL ACKCH Mapping to FMTs

- **Multiplexing for Multiple users' ACKCHs**

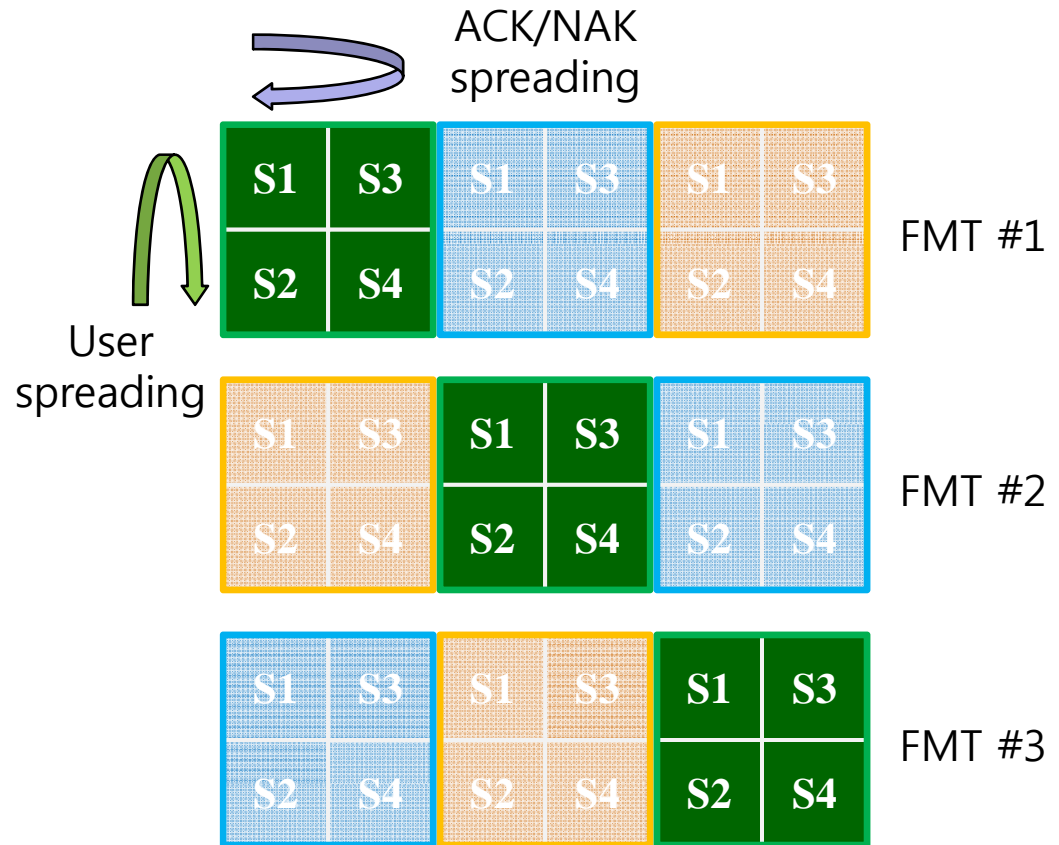
- 2 users are CDM'd within a (2X2) tile
- 3 FMTs can carries 6 users' UL ACKCHs

User#1 ACK = [+1, +1, +1, +1]

User#1 NAK = [+1, +1, -1, -1]

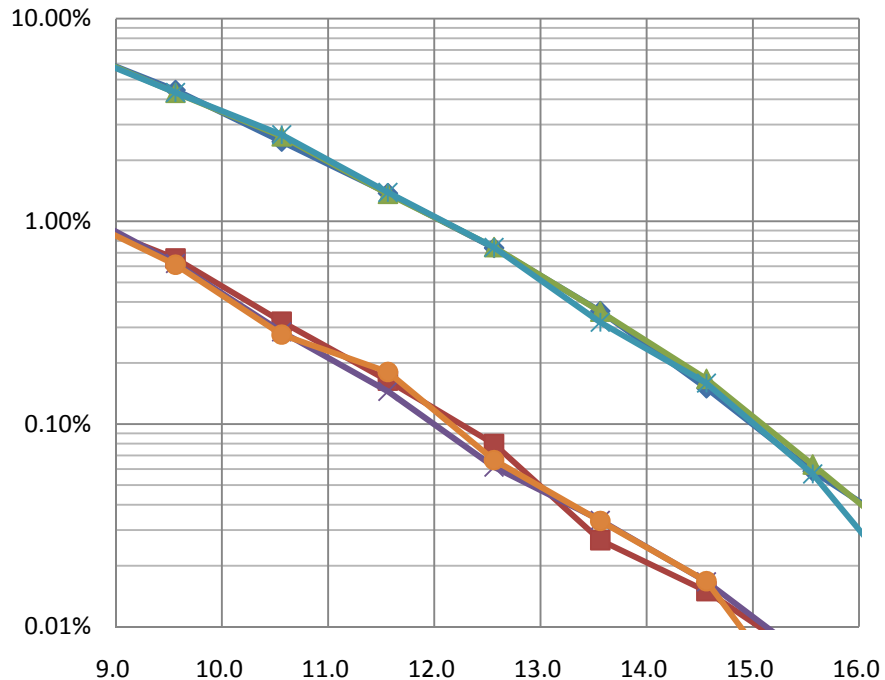
User#2 ACK = [+1, -1, +1, -1]

User#2 NAK = [+1, -1, -1, +1]



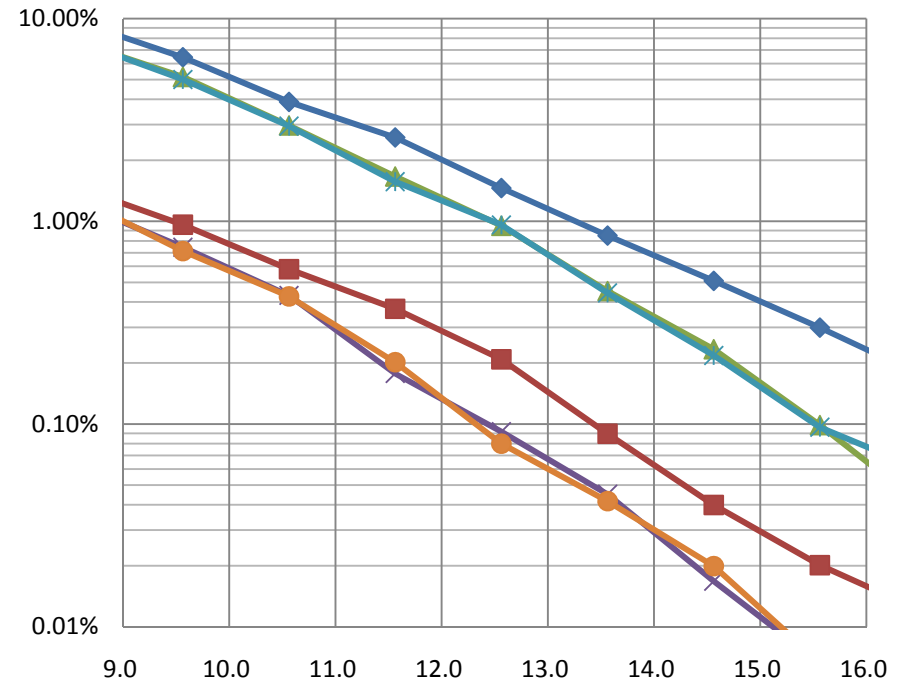
Detection Performance of UL ACKCH (i)

Ped B 3km/h



◆ ACK => NAK (2x6)
 ■ NAK => ACK (2x6)
 ▲ ACK => NAK (2x2)
 ✕ NAK => ACK (2x2)
 ✱ ACK => NAK (1x2)
 ● NAK => ACK (1x2)

Veh A 120km/h



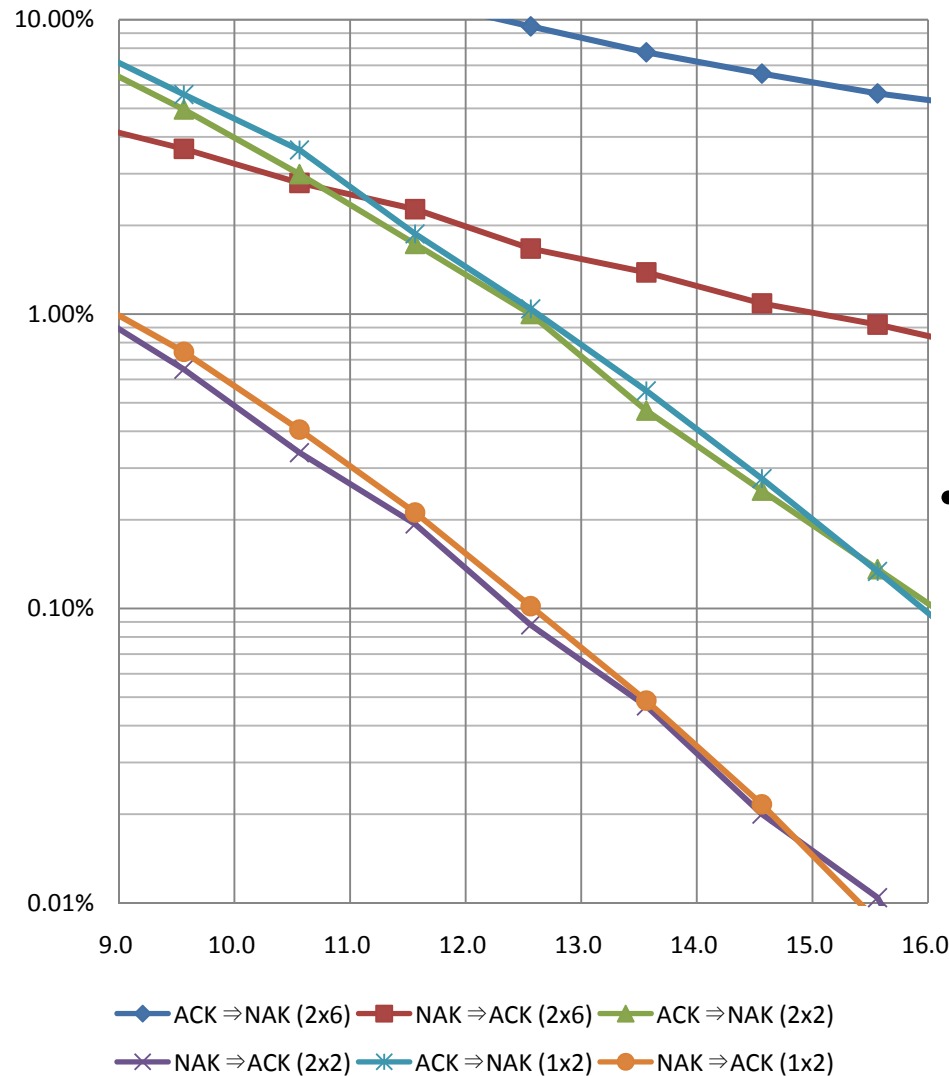
◆ ACK => NAK (2x6)
 ■ NAK => ACK (2x6)
 ▲ ACK => NAK (2x2)
 ✕ NAK => ACK (2x2)
 ✱ ACK => NAK (1x2)
 ● NAK => ACK (1x2)

- **Remarks on Performance**

- Erasure detection is interpreted as NAK
- (2X6) is worst in Veh A 120km/h

Detection Performance of UL ACKCH (ii)

Veh A 350km/h



- **Remarks on Performance**
 - (2X6) tile suffers from error floor
 - (2X2) and (1X2) tiles provide stable performance
 - 1% ACK ⇒ NAK and 0.1% NAK ⇒ ACK error @ EbNo 12.5dB
- **Other consideration**
 - Too Small tile can introduce severer interference to the adjacent cells
 - Our preference is (2X2) tile for UL ACK

Text Proposal for UL FFBCCH (i)

----- Text Start -----

11.9.2.1 UL Fast Feedback Channel

11.9.2.1.1 Multiplexing with other control channels and data channel

[Delete and add sentences as following in line 20, page 107]

The UL fast feedback channel carries one or more types of fast feedback information. ~~The use of TDM/FDM or CDM to multiplex fast feedback channels from one or more users is FFS.~~ The UL fast feedback channel is FDM with other control and data channels.

11.9.2.1.2 PHY structure

A UL feedback mini-tile (FMT) is defined as 2 contiguous subcarriers by 6 OFDM symbols. . ~~A UL FMT of 6 contiguous subcarriers by 2 OFDM symbols is FFS.~~

----- Text End -----

Text Proposal for UL FF BCH (ii)

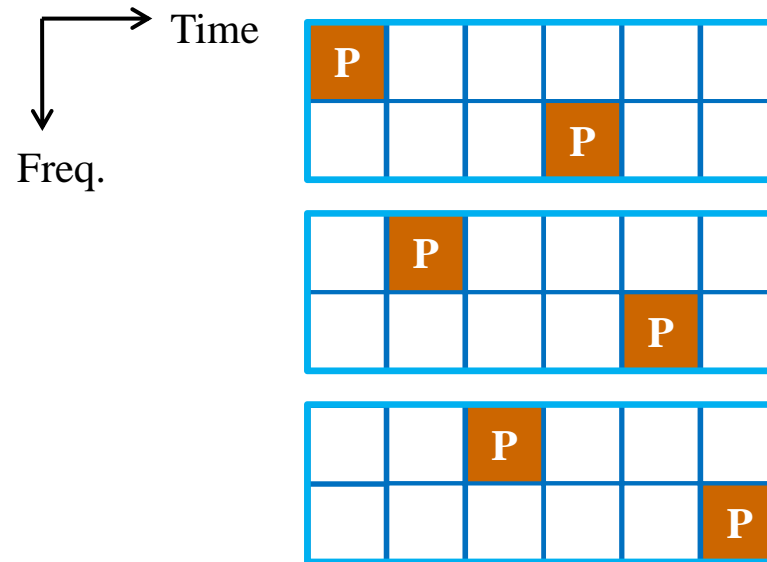
----- Text Start -----

11.9.2.1 UL Fast Feedback Channel

11.9.2.1.2 PHY structure

[insert the following in line 29, page 107]

A UL FMT used for Secondary FF BCH has 2 pilots per tile as shown in Fig. xxx.



----- Text End -----

Text Proposal for UL ACKCH

----- Text Start -----

11.9.2.2 UL HARQ Feedback Channel

11.9.2.2.1 Multiplexing with other control channels and data channels

[Modify the sentence in line 38, page 107 as follows]

~~Orthogonal signaling~~ TDM/FDM/CDM is used to multiplex multiple HARQ feedback channels.

----- Text End -----

Appendix #1

Enhanced Receiver for High Mobility

- **General ML Detection**

- Single Full length correlator

$$Z_{l,ML} = \sum_t \left| \sum_{k=1}^{12} s_l^*[k] \cdot y_t[k] \right|^2$$

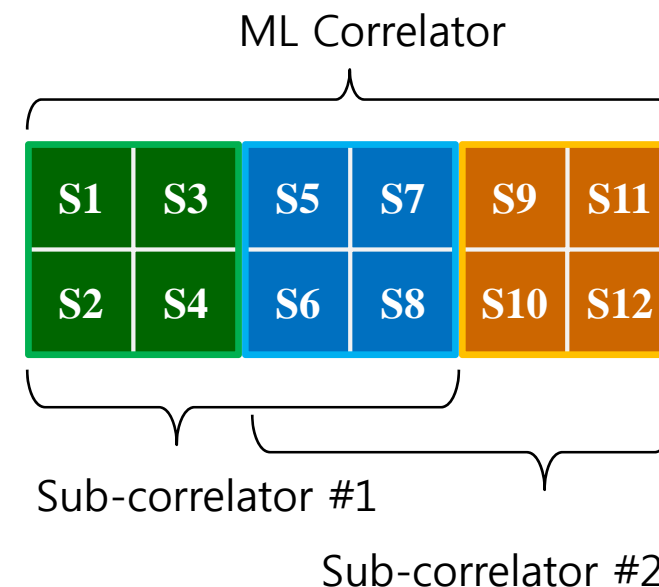
$$\hat{l} = \arg \max_l Z_{l,ML}, \quad \hat{p} = \text{floor}(\hat{l} / 4), \quad \hat{q} = \text{mod}(\hat{l}, 4)$$

- **Phase Vector Correction**

- Two Short length correlators
- p is already obtained from ML Detection
- Affects only in fast fading conditions

$$Z_{q,PC} = \sum_t \left(\left| \sum_{k=0}^7 s_{\hat{p},q}^*[k] \cdot y_t[k] \right|^2 + \left| \sum_{k=4}^{11} s_{\hat{p},q}^*[k] \cdot y_t[k] \right|^2 \right)$$

$$\hat{q}_{PC} = \arg \max_q \left(Z_{\hat{l},ML}, Z_{q,PC} \right)$$



Appendix #2

Channel Coding for Secondary FF BCH

- Generating Matrix of Block Code (60,12)

	1	2	3	4	5	6	7	8	9	10	11	12	13	14	15	16	17	18	19	20	21	22	23	24	25	26	27	28	29	30	
1	1	0	0	0	1	0	0	0	0	0	1	0	0	0	0	0	1	0	0	0	0	1	1	1	1	1	1	1	0	1	0
2	0	0	1	0	0	0	0	0	0	0	0	0	0	0	0	1	0	0	1	0	0	0	1	0	0	0	1	1	1	1	
3	1	1	1	0	1	0	1	0	0	0	0	0	0	0	0	1	0	1	1	1	0	1	1	0	1	0	0	0	0	1	
4	1	0	0	0	0	0	0	0	0	0	0	0	0	1	0	0	1	0	0	0	1	0	0	0	1	1	1	1	0	0	
5	0	1	1	0	1	0	0	0	0	1	0	0	0	0	0	0	1	0	0	1	0	1	0	1	1	0	0	1	0	0	
6	0	0	0	1	0	0	0	0	0	0	0	0	0	0	0	1	0	0	1	0	0	0	1	0	0	0	1	1	1	1	
7	1	1	0	0	1	0	0	1	0	0	0	0	0	0	0	1	1	1	1	1	1	1	1	1	0	0	1	0	1	1	
8	1	1	1	0	0	0	0	0	0	0	0	1	0	0	0	0	0	1	1	1	0	0	0	1	1	1	0	1	0	0	
9	1	0	1	0	1	1	0	0	0	0	0	0	0	0	0	0	1	1	0	0	1	1	1	1	0	0	1	0	0	0	
10	0	1	1	0	1	0	0	0	0	0	0	0	1	0	0	0	1	1	0	0	0	1	0	1	1	1	1	0	0	1	
11	0	1	0	0	0	0	0	0	0	0	0	0	0	1	0	0	1	0	0	0	1	0	0	0	1	1	1	1	1	0	
12	1	1	0	0	0	0	0	0	1	0	0	0	0	0	0	0	0	0	0	0	0	1	0	0	1	0	0	0	1	0	

	31	32	33	34	35	36	37	38	39	40	41	42	43	44	45	46	47	48	49	50	51	52	53	54	55	56	57	58	59	60	
1	1	0	0	0	1	1	1	1	1	1	1	1	0	0	1	1	1	0	1	1	1	1	1	1	1	1	0	1	0	0	1
2	0	0	1	0	1	1	1	1	1	1	0	1	1	0	1	1	0	1	0	0	0	0	1	1	0	0	0	1	1	0	
3	1	1	0	1	1	1	0	0	0	1	0	0	0	0	1	0	0	1	0	1	1	0	1	0	0	0	0	0	0	0	
4	1	0	1	1	1	1	1	1	0	1	1	0	1	1	0	1	0	0	0	0	1	1	0	0	0	1	1	0	0	0	
5	1	1	0	1	0	1	0	1	1	0	1	0	1	0	0	1	0	1	1	0	0	1	1	0	0	1	0	0	0	0	
6	1	0	0	1	0	1	1	1	1	1	1	0	1	1	0	1	1	0	1	0	0	0	0	1	1	0	0	0	1	1	
7	0	0	0	0	1	0	1	1	0	0	0	0	0	1	1	0	0	0	1	0	0	0	0	1	1	0	0	0	0	1	
8	1	1	1	1	1	1	1	0	1	1	0	0	0	1	0	1	1	0	1	0	0	0	1	0	0	0	0	1	1	1	
9	0	1	1	1	0	0	1	0	1	1	0	0	1	0	1	0	1	0	1	0	1	1	0	1	0	0	0	0	0	1	0
10	0	0	1	0	0	0	1	1	0	1	1	1	1	0	0	1	1	0	1	0	0	0	0	0	0	1	0	0	0	1	
11	0	1	0	1	1	1	1	1	1	0	1	1	0	1	1	0	1	0	0	0	0	1	1	0	0	0	1	1	0	0	
12	0	0	1	1	1	1	0	0	1	0	1	1	1	1	1	1	0	1	1	0	1	1	0	1	0	0	0	0	1	1	