

| | | |
|----------------|--|--|
| Project | IEEE 802.16 Broadband Wireless Access Working Group < http://ieee802.org/16 > | |
| Title | Proposed AWD Text on the Ranging Structures for Non-synchronized AMSs | |
| Date Submitted | 2008-04-27 | |
| Source(s) | HyunWoo Lee, Jin Sam Kwak, HanGyu Cho, Young-Hyoun Kwon, Sungho Moon | Voice: +82-31-450-7902 E-mail: camille@lge.com , samji@lge.com , hgcho@lge.com |
| | LG Electronics | |
| Re: | IEEE 80216m-09/0020, "Call for Contributions on Project 802.16m Amendment Working Document (AWD) Content" "Comments on AWD 15.3.9 UL-CTRL" | |
| Abstract | This contribution proposes the text of ranging channel section to be included in the IEEE 802.16m AWD. | |
| Purpose | To be discussed and adopted by TGM for the IEEE 802.16m AWD | |
| Notice | <i>This document does not represent the agreed views of the IEEE 802.16 Working Group or any of its subgroups. It represents only the views of the participants listed in the "Source(s)" field above. It is offered as a basis for discussion. It is not binding on the contributor(s), who reserve(s) the right to add, amend or withdraw material contained herein.</i> | |
| Release | The contributor grants a free, irrevocable license to the IEEE to incorporate material contained in this contribution, and any modifications thereof, in the creation of an IEEE Standards publication; to copyright in the IEEE's name any IEEE Standards publication even though it may include portions of this contribution; and at the IEEE's sole discretion to permit others to reproduce in whole or in part the resulting IEEE Standards publication. The contributor also acknowledges and accepts that this contribution may be made public by IEEE 802.16. | |
| Patent Policy | The contributor is familiar with the IEEE-SA Patent Policy and Procedures: < http://standards.ieee.org/guides/bylaws/sect6-7.html#6 > and < http://standards.ieee.org/guides/opman/sect6.html#6.3 >. Further information is located at < http://standards.ieee.org/board/pat/pat-material.html > and < http://standards.ieee.org/board/pat >. | |

Proposed AWD Text on the Ranging Structures for Non-synchronized AMSs

HyunWoo Lee, Jin Sam Kwak, HanGyu Cho, Young-Hyoun Kwon and Sungho Moon
LG Electronics

1. Introduction

This contribution proposes the text of ranging channel section to be included in IEEE 802.16m AWD [1]. The proposed text is developed in order to be readily combined with IEEE P802.16 Rev2/D9a [2]. It is also based on the proposed text in [5-6] as compliant to the 802.16m SRD [3] and the 802.16m SDD [4]. The details of the simulation results with associated analysis for ranging structures are addressed in [7].

2. Proposed Ranging Channel Formats

Based on the [5-7], the proposed ranging channel formats with supportable coverage are shown in Table 1.

Table 1. Ranging channel formats supporting up to 100 km cell radius

| Format No. | Format | T_{RP} | Δf_{RP} | Duplex mode ⁽²⁾ | Within subframe for data CP=1/8· T_b | | Within type-1 subframe for data CP=1/16· T_b | | Within type-2 subframe for data CP=1/16· T_b | |
|------------|----------------------------------|--|------------------|----------------------------|--|--------------------------|--|-----------------------------|--|-----------------------------|
| | | | | | T_{RCP} | C_{max} | T_{RCP} | C_{max} | T_{RCP} | C_{max} |
| 0 | RCP+ | 228.57 14 μ s (4096× T_{st}) | $\Delta f/2.5$ | FDD | 57.1429 μ s | 6.852 | 43.8393 μ s | 5.708 | 76.2054 μ s | 10.560 |
| | (1280× T_{st}) ⁽¹⁾ | | | | km | (982× T_{st}) | km | (1707× T_{st}) | km | |
| RCP+ | TDD | 75.7143 μ s | | 9.636 | 54.8214 μ s | 7.354 | 87.1429 μ s | 12.206 | | |
| RP | | (1696× T_{st}) ⁽¹⁾ | | km | (1227× T_{st}) | km | (1952× T_{st}) | km | | |
| 1 | RCP+ | 228.57 14 μ s (5120× T_{st}) | FDD | 11.4286 μ s | 22.270 | 5.7143 μ s | 17.988 | 5.7143 μ s | 32.549 | |
| 2 | RP+ | | | (256× T_{st}) | km ⁽³⁾ | (128× T_{st}) | km | (128× T_{st}) | km | |
| | RP | TDD | 113.5714 μ s | 15.311 | 82.1429 μ s | 11.456 | 130.7143 μ s | 18.737 | | |
| | (2544× T_{st}) | | km | (1840× T_{st}) | km | (2928× T_{st}) | km | | | |
| 3 | RCP+ | 731.42 86 μ s (6144× T_{st}) | $\Delta f/8$ | Both | 678.57143 μ s | 70.237 / 95.934 km | 672.85714 μ s | 55.676 / 95.934 km | 672.85714 μ s | 99.340 / 95.934 km |
| | RP | (15200× T_{st}) | | | (15072× T_{st}) | | (15072× T_{st}) | | | |

(1) The number of samples with sampling time T_{st} for 20 MHz.

(2) It is assumed that the TTG is 105.714 μ s in 1/8 Tu CP or 82.853 μ s in 1/16 Tu CP, and maximum SSRTG is 50 μ s for TDD mode.

(3) It is assumed that first RP is used as RCP for Format 2 of FDD duplex mode.

Figure 1 shows the performance of proposed ranging channel according to ranging bandwidth in the modified pedestrian B channel model of 3km/h.

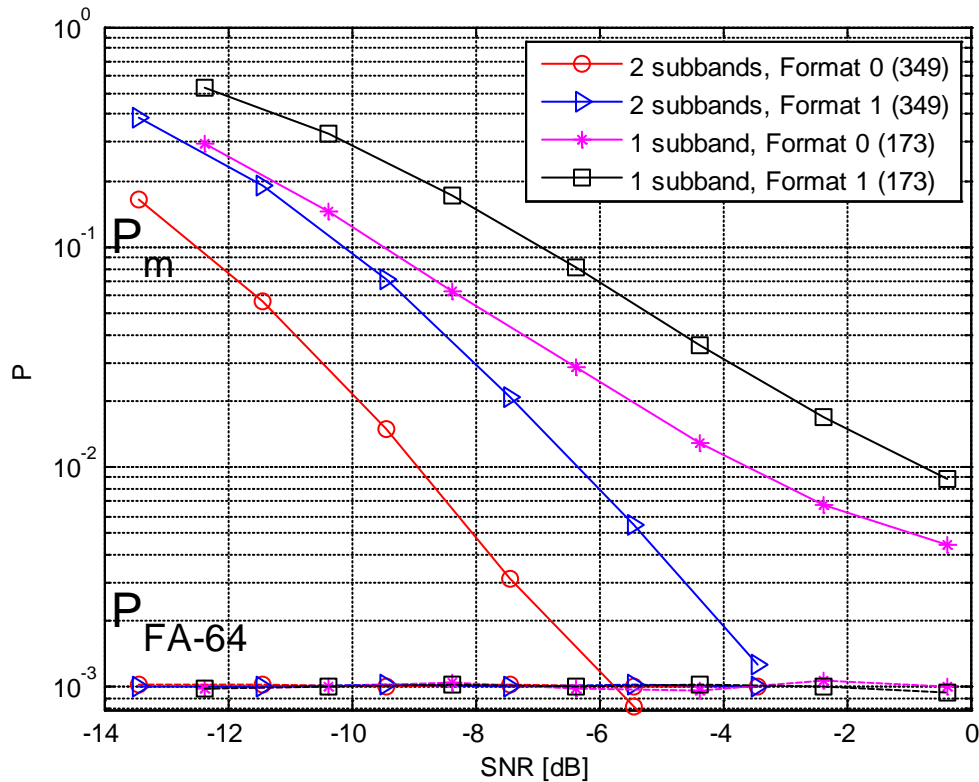


Figure 1. The performance of proposed ranging channel.

The details on the performance of the ranging channels are shown in [5-7].

3. References

- [1] IEEE 802.16m-08/0010r1a, "IEEE 802.16m Amendment Working Document," March 2009.
- [2] IEEE P802.16Rev2/D9a, "DRAFT Standard for Local and metropolitan area networks / Part 16: Air Interface for Broadband Wireless Access Systems," March 2009.
- [3] IEEE 802.16m-07/002r8, "IEEE 802.16m System Requirements," January 2009.
- [4] IEEE 802.16m-08/003r8, "IEEE 802.16m System Description Document," April 2009.
- [5] IEEE C802.16m-08/0335r1, "Proposed Text of Ranging Section for the IEEE 802.16m Amendment," January 2009.
- [6] IEEE C802.16m-09/0696, "Proposed Text for the Draft P802.16m Amendment on the PHY Structure for Ranging channel," March 2009.
- [7] IEEE C802.16m-09/1091, "Considerations on the Non-Synchronized Ranging Channels," April 2009.

Text proposal for inclusion in the 802.16m amendment

Black text: current text in [1]

~~Red Strike through Text: Deleted~~

Blue text: new text
[Bracketed Italic text]: Informative

----- Text Proposal #1 -----
----- Text Start -----

15.3.9.1.4.1. Ranging Channel Structure for Non-synchronized AMSs

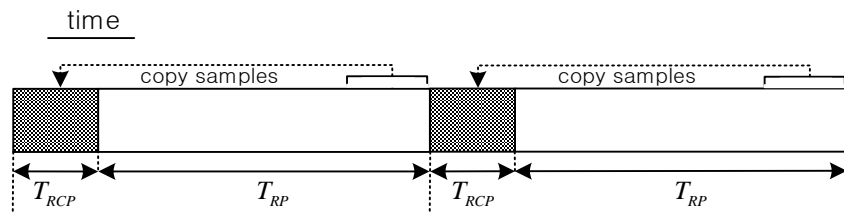
The ranging channel for non-synchronized AMSs is used for initial network entry and association and for ranging against a target BS during handover.

A physical ranging channel for non-synchronized AMSs consists of the ranging preamble (RP) with length of T_{RP} depending on the ranging subcarrier spacing Δf_{RP} , and the ranging cyclic prefix (RCP) with length of T_{RCP} in the time domain.

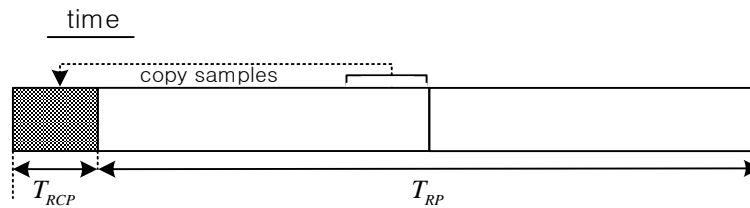
A ranging channel occupies a localized bandwidth corresponding to the [1 or 2] subbands.

~~Power control operation described in subclause [TBD] applies to ranging signal transmission.~~

Figure 450 illustrates the ranging channel structures in the time domain.



(a) Structure 1



(b) Structure 2

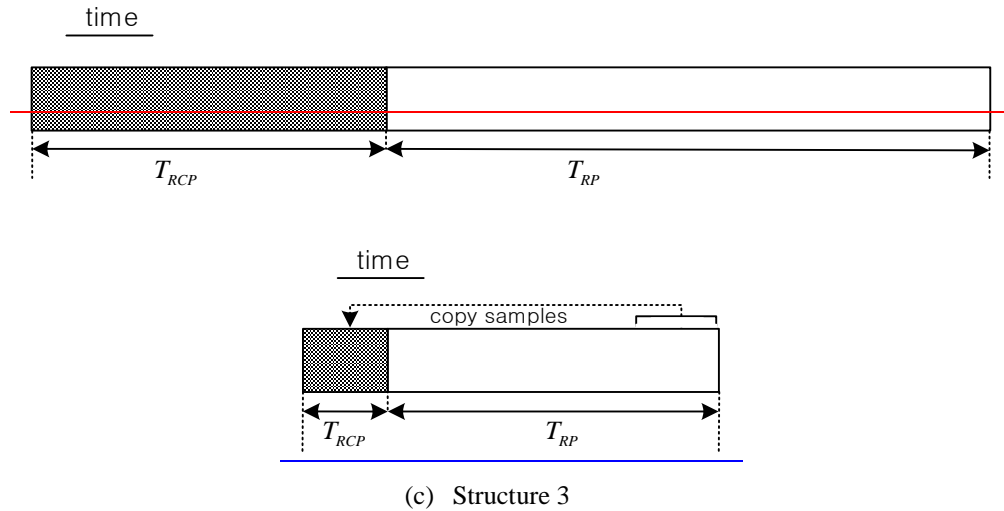


Figure 450 - The ranging channel structures in the time domain

Table 691 contains ranging channel formats and parameters.

Table 691 - Ranging Channel Formats and Parameters

| Format No. | Ranging Channel Format Structure | T_{RCP} | T_{RP} | Δf_{RP} |
|------------|----------------------------------|-------------------------------------|--|------------------|
| 0 | Structure 1 | $T_g + k \times T_b$ ^(a) | $2.5 \times T_b$ | $\Delta f / 2.5$ |
| 1 | Structure 23 | | | |
| 2 | Structure 32 | $\alpha + T_g$ ^(b) | $2 \times 2.5 \times T_b$ ^(c) | |
| 3 | Structure 3 | $7 \times T_b + T_g$ | $8 \times T_b$ | $\Delta f / 8$ |

where T_s , T_b , T_g and Δf are defined in Section 15.3.2.4 Derived parameters.

(a): The T_{RCP} for Formats 0 and 1 depends on OFDMA parameters, subframe types and duplex mode as follows:

$$k = \left\lceil \left\{ \left[\frac{N_{sym} \cdot T_s + \alpha - 2 \cdot (T_{RP} + T_g)}{3} \right] \cdot F_s \right\} / N_{FFT} \right\rceil$$

where α is 0 for FDD and $T_{TTG} - 50\mu s$ for TDD. N_{sym} is the number of OFDMA symbols in a subframe as defined in Section 15.3.8.1 Physical and logical resource unit. F_s and N_{FFT} are defined in Section 15.3.2.4 Derived parameters.

(b): The T_{RCP} for Formats 2 depends on the duplex mode. α is the same as that of (a).

(c): T_{RP} for Format 2 denotes the total length of repeated ranging preamble.

In the ranging channel Format 0, the repeated RCPs and RPs are used as a single time ranging opportunity within a subframe in Figure 450 (a). Format 1 consists of a single RCP and repeated RPs within a subframe. Format 2 consists of a single RCP and RP which is a part of the Format 0. When Format 1 is used, there are two time opportunities within a subframe. Format 3 has the same structure with Format 1 but its length is different.

For the ranging opportunity of the non-synchronized AMS in the code domain, each AMS randomly chooses one of ranging preamble sequences from the available ranging sequence set in a cell sector defined in 15.3.9.2.4.1.1 TBD-Ranging preamble codes.

When the ranging channel format is configured as Format 0, 2, 3, or Format 1 using the first time-opportunity in the time domain, the transmission start time of the ranging channel is aligned with the UL subframe start time at the AMS for FDD mode and the transmission of ranging channel starts at $T_{TTG} - 50\mu\text{s}$ before the UL subframe start time at the AMS for TDD mode. For the Format 1 using the second time-opportunity, the transmission of the ranging channel starts at $T_{RCP} + T_{RP}$ in Format 1 after the start time of first time-opportunity in FDD and TDD mode.

----- Text End -----

[----- Text Proposal #2 -----]

----- Text Start -----

[Insert the following text into the section 15.3.9.2.4.1 Ranging channel for non-synchronized AMSs.]

~~Ranging signal transmission~~

15.3.9.2.4.1.3.

Ranging signal transmission

~~<<Eqn. UL-7>>~~ Equation (238) specifies the transmitted signal voltage to the antenna, as a function of time, during ranging channel format.

$$\del{s(t) = f_{\text{ranging}}(t)}$$

$$s(t) = \text{Re} \left\{ e^{j2\pi f_c t} \sum_{k=-(N_{RP}-1)/2}^{(N_{RP}-1)/2} x_p \left(k + (N_{RP} - 1) / 2 \right) \cdot e^{j2\pi (k + K_{\text{offset}}) \Delta f_{RP} (t - T_{\text{offset}})} \right\} \quad (238)$$

where

~~$f_{\text{ranging}}(t)$ is a TBD function~~

t is the elapsed time since the beginning of the subject ranging channel.

N_{RP} is the length of ranging preamble code in frequency domain.

$x_p(n)$ is the p -th ranging preamble code with length N_{RP} .

K_{offset} is the parameter related to the frequency position and is defined by

$$\underline{K_{offset} = -\left\{ (N_{used} - 1) / 2 - 2 \cdot P_{sc} \cdot (2 \cdot k_0 - 1) + \lfloor 8 \cdot k_0 / N_{PRU} \rfloor \right\} \cdot \Delta f / \Delta f_{RP} \text{ if 1 subband}}$$

or

$$\underline{K_{offset} = -\left\{ (N_{used} - 1) / 2 - 4 \cdot P_{sc} \cdot (2 \cdot k_0 - 1) + \lfloor 8 \cdot k_0 / N_{PRU} \rfloor \right\} \cdot \Delta f / \Delta f_{RP} \text{ if 2 subbands}}$$

N_{PRU} is the total number of PRUs as defined *15.3.8.2.1 Subband partitioning*.

k_0 is a logical ranging channel parameter in the frequency domain as units of N_I , where N_I is the number of the adjacent PRUs within a subband as defined *15.3.8.2.1 Subband partitioning*.

P_{sc} is the number of the consecutive subcarriers within a PRU in frequency domain as defined *15.3.8.1 Physical and logical resource unit*.

Δf_{RP} is the ranging subcarrier spacing.

T_{offset} is the parameter related to the length of ranging cyclic prefix and is defined by

$$\underline{T_{offset} = \begin{cases} T_{RCP} & , 0 \leq t < T_{RCP} + R_{RP} \text{ for all formats} \\ T_{RP} + 2 \cdot T_{RCP} & , T_{RCP} + R_{RP} \leq t < 2 \cdot (T_{RCP} + R_{RP}) \text{ for format 0} \end{cases}}$$

----- *Text End* -----