

## HIGH SPEED 2.4-GHz PHY PERFORMANCE ISSUES

John H. Cafarella  
MICRILOR, Inc.

### Introduced in Maui

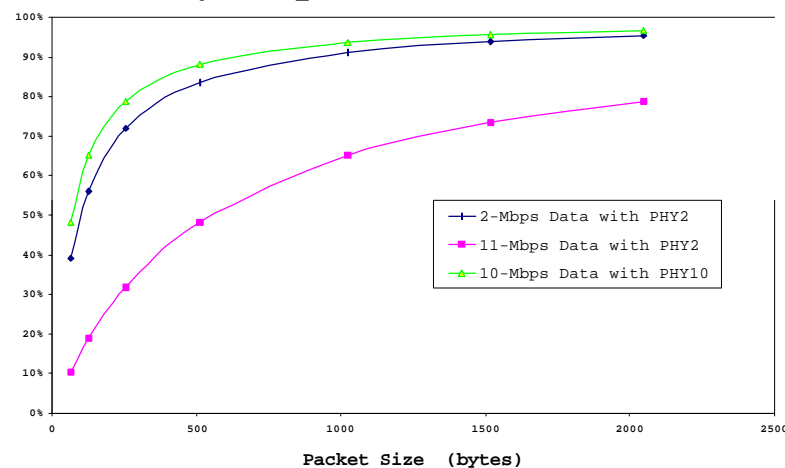
D11\_9750 - D11\_9753

- 10-Mbps Modulation
  - Five-Fold Increase in Data Rate
  - Low  $E_B/N_0$  & Very Robust
- MSK Spreading Modulation
  - Greatly Reduced Power Drain
  - Multiple Frequency Channels
- Changing PN Codes
  - Security & BSA Isolation

## Treat as Entirely New PHY (not compatible with 1- & 2-Mbps PHY)

- Current PHY Header will Burden Throughput for 10-Mbps Operation
- Higher Bandwidth Resolves Multipath
- Coexistence with Slower DSSS via Frequency Separation
- Low Current for PCMCIA Needs MSK
- Changing Codes for Spatial Re-Use

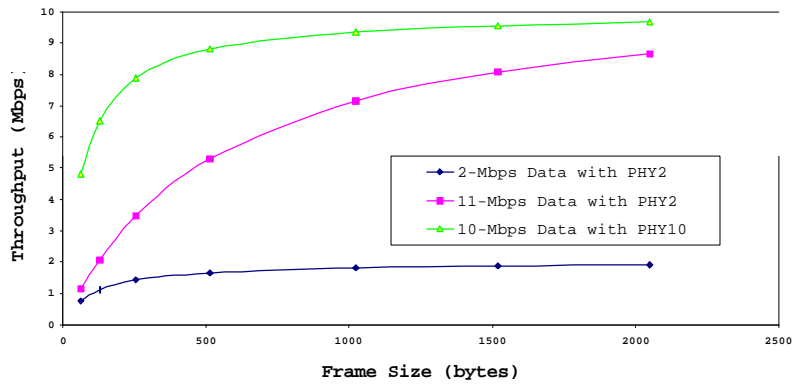
## Efficiency Impact of PHY Header



*No Contention (One-Way Transmission)*

*No RTS/CTS Overhead*

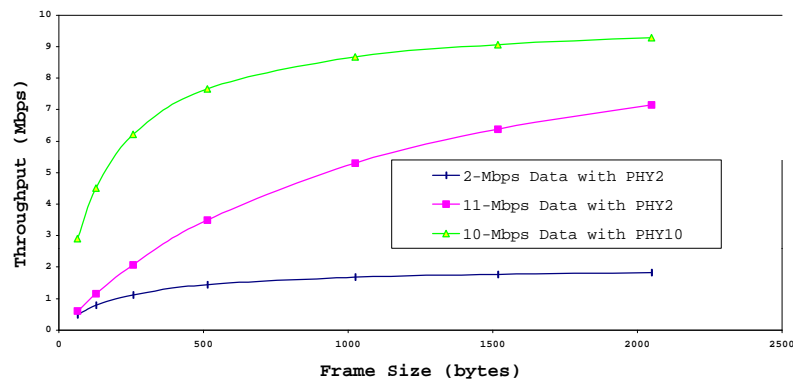
### Throughput Impact of PHY Header



No Contention (One-Way Transmission)

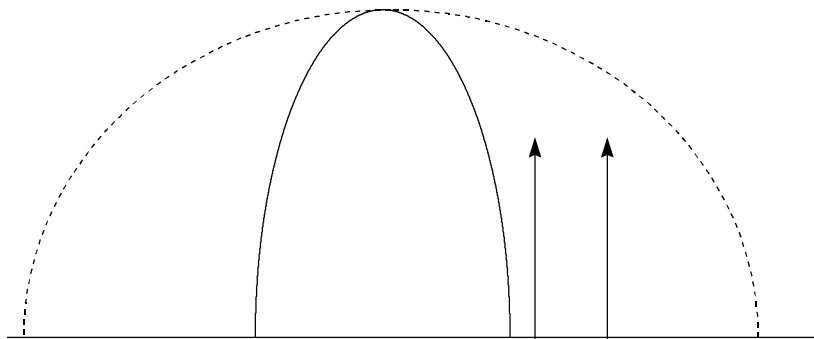
No RTS/CTS Overhead

### Throughput Impact of PHY Header with RTS/CTS Protocol



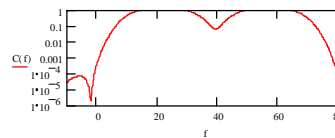
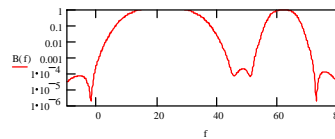
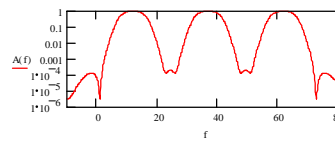
No Contention (One-Way Transmission)

### 3:1 Resolution Bandwidth



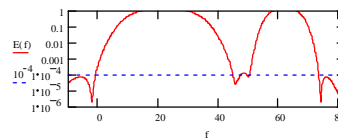
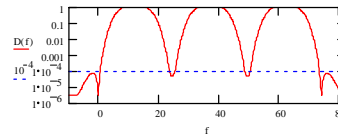
### Channelization Options

- Three 2-Mbps  
– Present 802.11
- 10- and 2-Mbps  
– Compatibility Mode
- Two 10-Mbps  
– 48-dB Isolation (incl. PG)

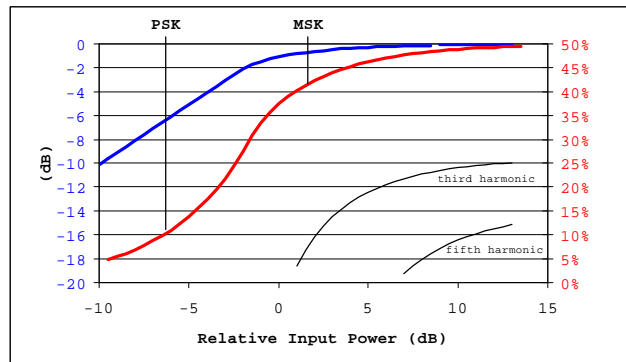


### Channelization Options (cont.)

- Three 5-Mbps  
– 16-Mchip/sec
- 10- and 5-Mbps



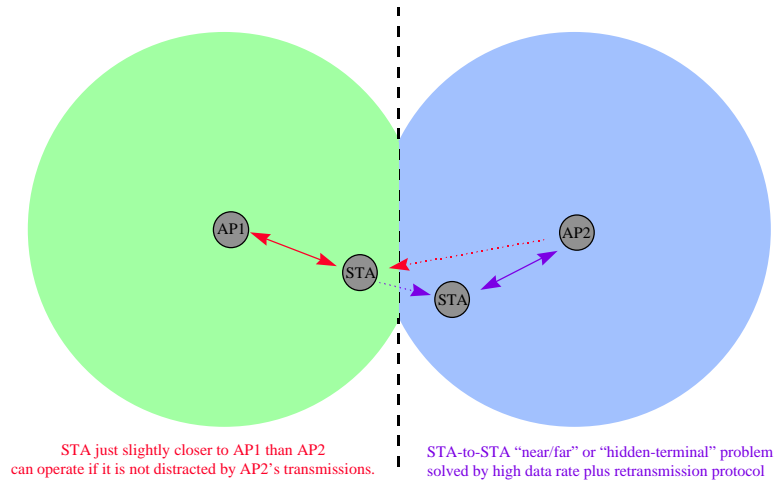
### Power Amplifier Nonlinearities & Efficiency



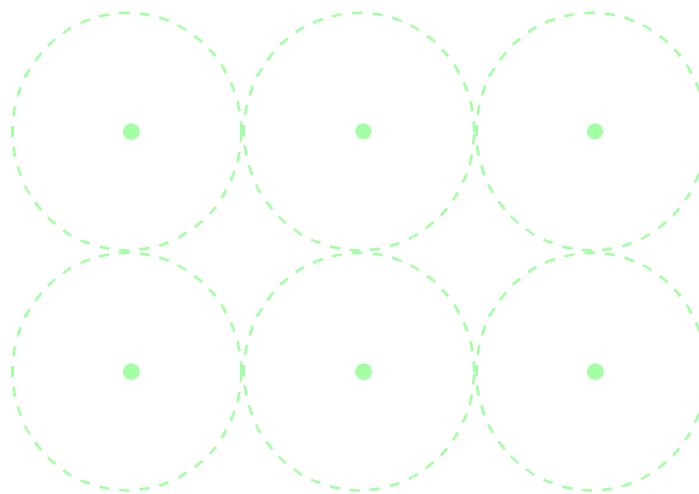
PSK must avoid PA nonlinearities to avoid regeneration of spectral sidebands; MSK can operate right into saturation.

Idealized Power Amplifier

## Changing Codes for Spatial Re-Use



## Deployment with Different PN Codes



## Combining Two 10-Mbps Bands with Different PN Codes

