
IEEE P802.15
Wireless Personal Area Networks

Project	IEEE P802.15 Working Group for Wireless Personal Area Networks (WPANs)		
Title	Frequency Hoppers and FCC UWB Rules		
Date Submitted	[19 July 2003]		
Source	[Matt Welborn 8133 Leesburg Pike, Suite 700 Vienna, VA 22182 USA]	Voice: [+1 703 269 3052] Fax: [+1 703 749 0248] E-M:[mwelborn@xtremespectrum.com]	
Re:	[-03/276.]		
Abstract	[Detailed technical information for the IEEE 802.15 voters prior to the TG3a Down Selection Process, currently scheduled for the IEEE802 Plenary in Jul03.]		
Purpose	[This white paper uncovers a major performance difference between DS-CDMA systems and the frequency hopped Multiband/OFDM proposal(s). Specifically, due to FCC certification rules, it is necessary to operate frequency hopped systems at a lower power level than a non-frequency hopped system. In order to pass compliance tests, for example, a three-hop system that was supposed to operate to 10m, could now only operate to 5.8m – $1/\sqrt{N}$ as far – assuming $1/R^2$ propagation and N is the number of hops.]		
Notice	This document has been prepared to assist the IEEE P802.15. It is offered as a basis for discussion and is not binding on the contributing individual(s) or organization(s). The material in this document is subject to change in form and content after further study. The contributor(s) reserve(s) the right to add, amend or withdraw material contained herein.		
Release	The contributor acknowledges and accepts that this contribution becomes the property of IEEE and may be made publicly available by P802.15.		

Frequency Hoppers *and* FCC UWB Rules

Certification rules for UWB frequency hoppers is very significant to this committee. The FCC rules are violated in the analysis slides put forward by all Multiband-OFDM proposals under consideration by the IEEE802.15.3a committee. As a result, their reported range numbers drop by almost 1/2 in order to be certified by the FCC rules. This is true because frequency hopping (FH) systems are disadvantaged from a performance perspective relative to non-frequency hopped systems based upon the current FCC rules and certification requirements for UWB in the United States. Frequency-hopping is being utilized within the OFDM and “multiband” systems. The DS-CDMA (Direct Sequence Code Division Multiple Access) systems being proposed to the IEEE802.15.3a Task Group do not use frequency hopping. Instead DS-CDMA uses orthogonal codes to occupy the entire bandwidth at all times. This approach maintains a low emission level at all times within the bandwidth of a victim receiver, even if the victim receiver’s bandwidth is relatively wide (e.g. 50 or even 100 MHz).

What is the key issue? The key issue today is NOT whether there is more or less interference, or even what we think about the relative interference. The key issue is understanding what the rules are and what they mean, and then taking the appropriate actions given this understanding. Understanding the underlying motivation -- why the FCC and the NTIA specifically wrote different rules for frequency hoppers – is also helpful in understanding the rules and why they have to be applied a specific way.

What is frequency hopping? An FH UWB system places a signal on a frequency-band for a short time interval, then moves to a different frequency-band, and continues "hopping" the signal to different frequency-bands, so the signal spans a range of spectrum over a period of time.

To help understand this let’s look at the basics of how frequency hoppers work. Figure 1 shows the basics of how an OFDM or pulsed frequency hopper works. In the case of OFDM, a DAC (digital to analog converter) generates the data-symbol as a baseband signal. The bandwidth of this signal must meet the >500 MHz bandwidth criteria to qualify as a UWB system. This bandwidth is then shifted via the mixer up to the RF frequency that is transmitted out of the antenna. The amount of frequency shift is determined by the local oscillator (LO) signal feeding into the mixer. The drawing shows a simple rotating selector switch that connects to a bank of oscillators so that the transmitted signal is frequency bands that are hopped through a sequence of center frequencies.

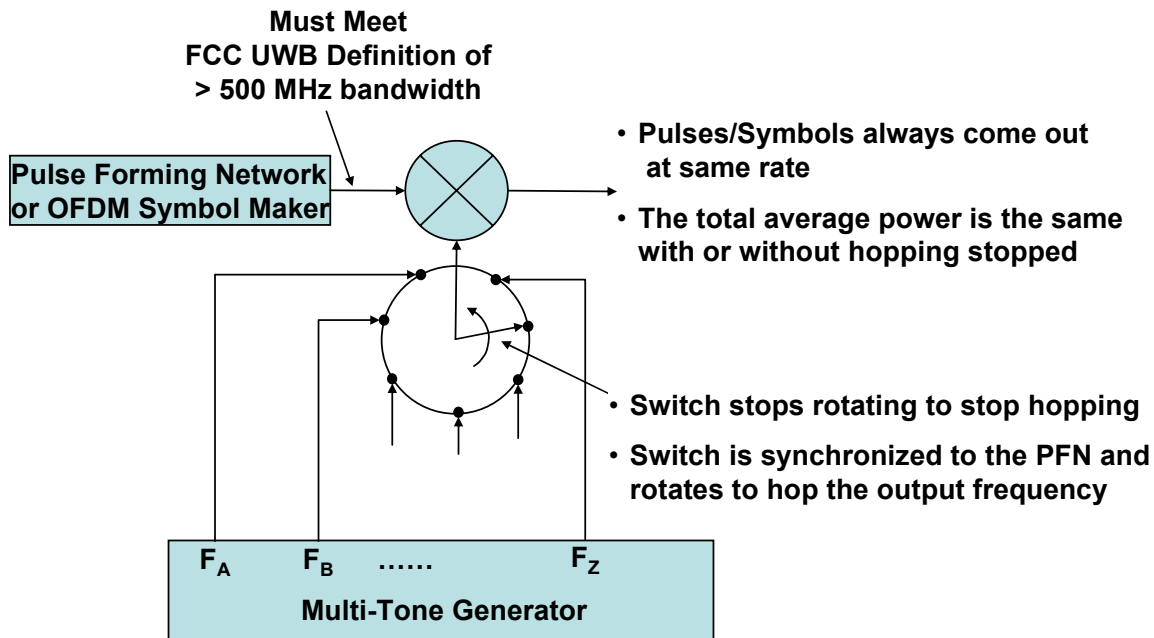


Figure 1. Block diagram of frequency hopping radio

FCC Concerns. At every stage of this proceeding, as far back as the Notice of Proposed of Rulemaking, the FCC has expressed deep reservations about FH, swept frequency, and stepped frequency modulations.

What are the FCC rules. The current FCC rules require FH UWB systems to be tested for compliance with the hopping *turned off* and the signal "parked" or held stationary at one band of frequencies.¹ Once the FH is turned off two conditions must be met:

- The bandwidth of the parked signal must be wide enough to qualify as "ultra-wideband" (500 MHz or more); *and*
- Emissions levels (average and peak) of the parked signal must fall under FCC maximum limits (-41.25 dBm/MHz in the 3.1 to 10.6 GHz band, etc.).

What does this mean? The emission limit of the hopping system is N times lower (where N is the number of frequency hops) than that of the non-hopping system. In other words, with hopping turned on (i.e. normal operation), and assuming both systems have the same total bandwidth, hopping systems can only transmit 1/N th of the power allowed to a non-hopping system such as DS-CDMA. To understand this we have to look at the basics of how average power is measured according to the above rules.

The top left chart of Figure 2 shows how the power (vertical axis) of the transmitted signal is hopped through the bands as a function of time (horizontal axis). The top right chart shows the same, but with hopping turned off. With hopping off the bands do not share the power equally, but instead, all the power goes into one band. The pulse rate is constant. The total transmitted

¹ First R&O at para. 32.

power is constant. The only thing different is that the rotating switch (in Figure 1) is stopped so that all symbols come out of the antenna in the same band (In the case illustrated in Figure 1, the switch has stopped on band-B.).

The top row of charts in Figure 2 also shows that if the hopping system were allowed to radiate the same average power as the non-hopping system, the symbol burst in each band would momentarily exceed the -41.25 dB/MHz emission limit. Only by averaging the energy over time (the burst and the dead-time within one frequency band) would the average-power come down to the limit. But when hopping is turned off, as shown in the right chart, the emission limit is exceeded, unless the power in each symbol is reduced.

The middle row of charts in Figure 2 shows frequency on the vertical axis, and time along the horizontal axis, to illustrate how the symbol energy is hopped (left chart), or has hopping stopped (right chart). Again it shows that with hopping turned off, the power is not evenly distributed across the bands, but instead, is concentrated into one band.

In Figure 3, the vertical axis shows power (as in the top row), but the horizontal axis shows frequency. The chart illustrates the application of the current FCC rules as it applies to hopping systems. The left chart shows how the emission limit of the hopping system is N times lower (where N is the number of frequency hops) than that of the non-hopping system. In other words, with hopping turned on (i.e. normal operation), hopping systems can only transmit $1/N$ th of the power allowed to a non-hopping system such as DS-CDMA. The right chart shows how, when hopping is turned off, the power in each hop is accumulated (all stacked up) in one band. It is this “stacked up” energy level that must meet the FCC emission limit. Assuming equal bandwidth, this means that a non-hopping (e.g. DS-CDMA) UWB system is allowed, for example, three times the power of a three hop OFDM or three hop sub-band-pulse “multiband” system.

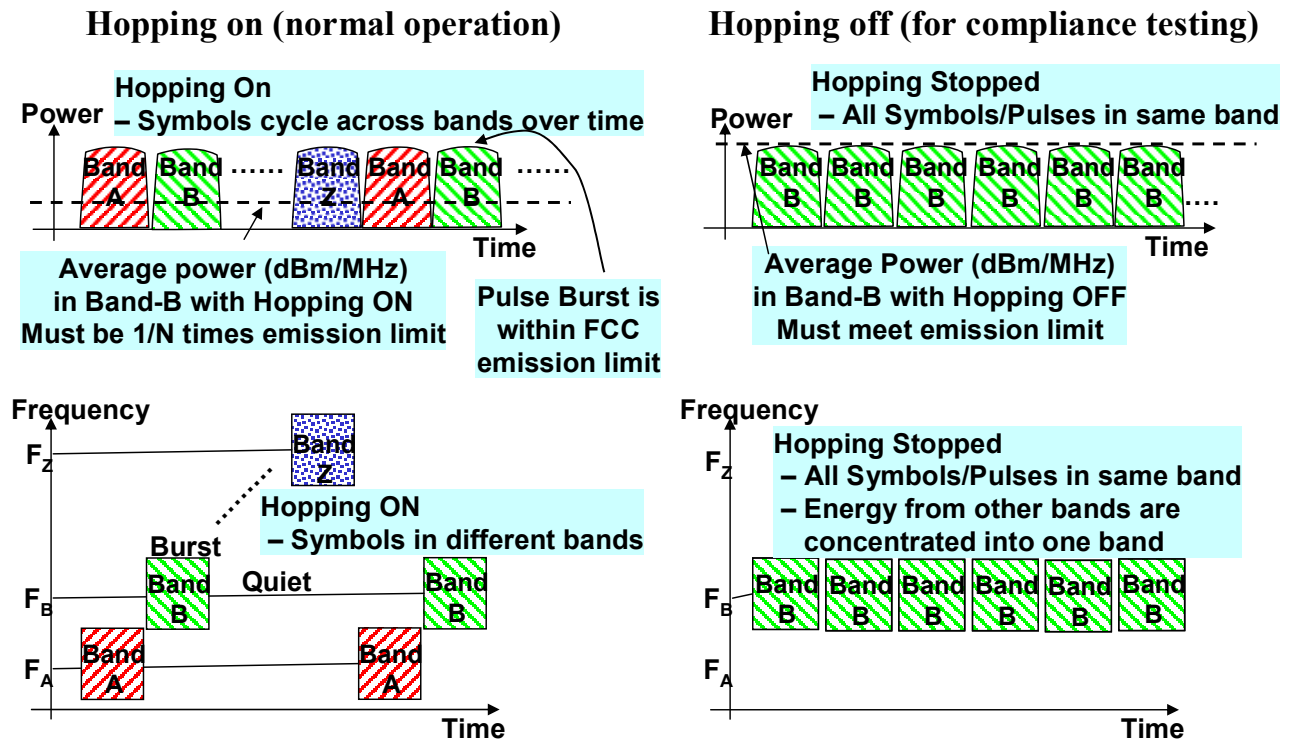


Figure 2. Timing and Power Diagrams with frequency hopping on (left) and off (right)

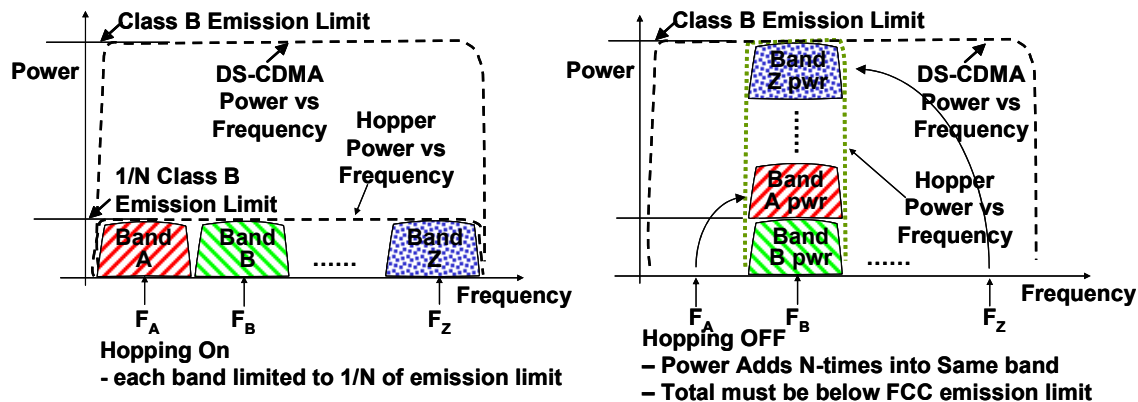


Figure 3. Timing and Power Diagrams with frequency hopping on (left) and off (right)

What does this do to performance? The difference between an FCC certified UWB system that uses frequency hopping vs. one that does not hop has been shown to be a difference in allowed transmit power. A non-hopped system will operate at \sqrt{N} times greater range than a hopped system. For example, assuming $N=3$ (a three hop system), if a non-hopping system worked at 10m, the hopping system would only work to 5.8m. Similarly, a non-hopping system delivers N times the data-rate if the systems are at the same range. For example, if a non-hopping system delivered 100 Mbps data-rate, then the hopping system would only deliver 33 Mbps. *As the number of hops (i.e. N) gets larger the range performance degrades more.*

Why did the FCC make this special rule for FH? There are at least three stated reasons.

1. If an FH system exceeds current FCC emissions limits during the short time it occupies a particular band, the FCC fears it will cause interference into receivers with a fast transient response.²
2. None of the interference studies in the UWB docket addressed FH interferers.
3. No measurement procedures have been proposed or established for swept frequency or frequency hopped devices.

The WB R&O states,

“The current measurement procedures require that measurements of swept frequency devices be made with the frequency sweep stopped. The sweep is stopped **because [1] no measurement procedures have been proposed or established for swept frequency devices nor [2] has the interference aspects of swept frequency devices been evaluated . . .**

Similarly, measurements on a stepped frequency or frequency hopping modulated system are performed with the stepping sequence or frequency hop stopped.” See 47 C.F.R. §15.31(c).

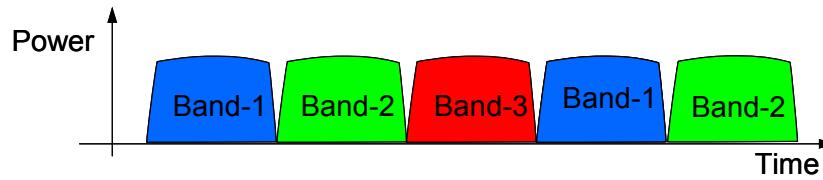
Similarly, The FCC also stated,

“We recognize that other types of modulation, such as linear sweep FM, could be employed to produce UWB equipment. However, we do not believe that we have sufficient information to propose limits and measurement procedures for such systems. Until more experience is gained, we believe that our initial rule making proposals should reflect a conservative approach³.”

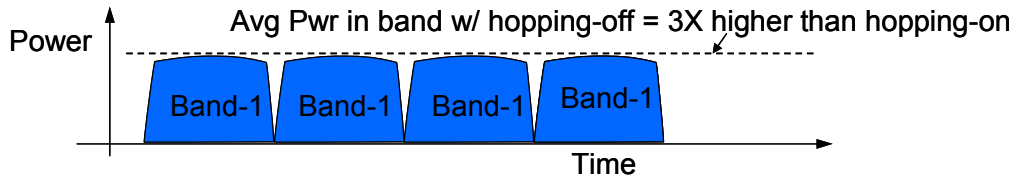
Why can't the rules be interpreted such that with hopping turned off, the duty cycle and waveform look the same as when hopping is turned on? In other words, looking at Figure 4, can't “hopping turned off” be system-B instead of system-A?

² MO&O & Further NPRM at para. 159.

³ *Ultra-Wideband Transmission Systems*, 15 FCC Rcd 12086 at para. 21 (2000) (**Notice of Proposed Rule Making**)



Which way should this be measured if the requirement is to have “hopping stopped”? Is it (A) this way:



Or is it (B) this way:

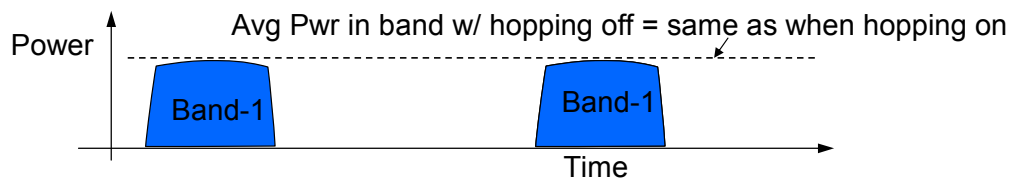


Figure 4. Can't “hopping off” be system-B instead of system-A

Answer: The FCC rules require System A. To avoid potential instantaneous interference, the rules specifically address FH systems differently with the intent of changing the certification measurement result. Any interpretation of “turning hopping off” that makes the measurement come out the same regardless of whether hopping is turned on or off, would make the language in the rules superfluous and of no effect, which cannot rationally be the intent of the language.

Furthermore, there are examples of FH systems where the rules have to be applied as we suggest in order to produce rational results:

- Random hopping - which could put too much energy in a particular band.
- Hopping where the hop-bands overlap – which could put too much energy into an overlap region
- Hopping where sidelobe energy of neighboring hops could put too much energy into a band.
- Combinations of the above.

As stated above, the FCC did not define tests with FH turned on, nor did they do any interference tests with FH systems. Given the radical nature of the UWB ruling, which allows radiation into bands otherwise barred to unlicensed operation, the FCC explained that its immediate goals were adopt rules that were both conservative and timely. The FCC did not make separate rules or measurement procedures to address hoppers with orthogonal pulses, hoppers with overlapping pulses, hoppers with sequential/periodic pulses, or hoppers with pseudo-random pulses, or

combinations of these. It simply asserted that all frequency hoppers must follow the same rule: measurements “are performed with the stepping sequence or frequency hop stopped.”

Wouldn't it be possible to treat hopping OFDM systems as “superpositions” such that each sub-band is an independent UWB system? The FCC says no. First, frequency hopping systems by any other name are still frequency hopping systems. The definition of frequency hopping on page 2 is clear, regardless of semantics. Second, this question is effectively equivalent to the previous question. The FCC says no.

But doesn't hopping comply with the rules so long as the peak and average emissions are within FCC limits? The FCC says no. FH proponents argue the emissions in any band averaged over time are within FCC limits. (This was illustrated in the top left chart in Figure 2.) FH proponents argue the FH system measured in a given band is quiet in between “over-limit” visits to that band, so that if the emissions are averaged over time, they are within FCC limits. *But the FCC has consistently rejected this view:*

- The FCC warns that high instantaneous power is enough to cause interference.⁴
- In testing hybrid FH and direct sequence spread spectrum systems -- a close analogy to FH UWB -- the FCC requires the FH to be turned off.⁵
- The FCC specifically rejects time-averaged measurements in unlicensed FH devices at 57-64 GHz.⁶

Won't these rules change? (1) Although the FCC has proposed relaxing the bandwidth requirement,⁷ its doing so is far from certain, and the change would not take effect before late 2004 or 2005. (2) The FCC refused even to consider relaxing the emissions limit (except for vehicular radar systems at 22-29 GHz), “[b]ecause of . . . interference concerns.”⁸

Conclusion

Frequency hopping in compliance with current FCC rules can only offer degraded range and data-rate performance (the fundamental market requirements for applications of UWB), relative to non-hopping systems. A UWB standard based on frequency hopping technology fails to qualify for FCC certification, unless -- with frequency hopping stopped -- it complies in full with both bandwidth and emissions limits. As a result, a hopper is required to put out less maximum overall energy than a non-hopper covering the same total range of frequencies. The maximum permitted power is reduced in proportion to the number of hops.

The bandwidth requirement, while presently subject to further comment, may remain in place indefinitely -- and at a minimum, will not be addressed further by the Commission for at least 18 months. The FCC's recent FNPRM does not contemplate changing the emissions limit requirement at all.

⁴ MO&O & Further NPRM at para. 159.

⁵ 47 C.F.R. Sec. 15.247(f).

⁶ 47 C.F.R. Sec. 15.255(e)(1).

⁷ MO&O & Further NPRM at para. 166.

⁸ MO&O & Further NPRM at para. 158.

Frequency Hoppers *and* FCC Rules

(FCC sources)

We preliminarily believe that the definition established by the OSD/DARPA UWB radar review panel is appropriate with some modifications. Specifically, we are proposing to define UWB devices as any device where the fractional bandwidth is greater than 0.25 or occupies 1.5 GHz or more of spectrum. This modified definition will avoid situations where devices operating at several gigahertz and above might unnecessarily use wide bandwidths simply to qualify as an UWB device. We are also proposing to base the definition of an UWB device on the – 10 dB bandwidth rather than the – 20 dB bandwidth. We propose this modification because UWB devices will operate so close to the noise floor that in many cases it will not be possible to measure the – 20 dB bandwidth. For the purpose of this definition, we will define the center frequency of the transmission as the average of the upper and lower –10 dB points, *i.e.*, $(f_H+f_L)/2$, as noted earlier. Finally, we are proposing that the bandwidth be determined using the antenna that is designed to be used with the UWB device. We invite comment on this proposed definition and whether the fractional bandwidth should be changed to account for the narrower bandwidth that would be measured using the –10 dB emission points instead of the –20 dB points. We request comment on whether we should use some other method to determine the emission bandwidth, such as a calculated bandwidth based on pulse width. We also request comment on whether we should define UWB devices as limited to devices that solely use pulsed emissions where the bandwidth is directly related to the narrow pulse width. We recognize that other types of modulation, such as linear sweep FM, could be employed to produce UWB equipment. However, we do not believe that we have sufficient information to propose limits and measurement procedures for such systems. Until more experience is gained, we believe that our initial rule making proposals should reflect a conservative approach. In addition, we request comment on whether extremely high speed data systems that comply with the UWB bandwidth requirements only because of the high data rate employed, as opposed to meeting the definition solely from the narrow pulse width, should be permitted. Finally, we request comment on any alternative definitions that may be appropriate.

Ultra-Wideband Transmission Systems, 15 FCC Rcd 12086 at para. 21 (2000) (**Notice of Proposed Rule Making**) (footnotes omitted)

We agree with Bosch and XSI that transmission systems should not be precluded from the UWB definition simply because the bandwidth of the emission is due to a high speed data rate instead of the width of the pulse or impulse. We also agree with ARRL and Delphi that various modulation types should be permitted as long as the products

comply with all of the technical standards that are being adopted in this proceeding. Thus, as long as the transmission system complies with the fractional bandwidth or minimum bandwidth requirements at all times during its transmission, we agree that it should be permitted to operate under the UWB regulations. We recognize that this may preclude certain types of modulations, such as swept frequency (e.g., FMCW), stepped frequency or frequency hopping systems. The current measurement procedures require that measurements of swept frequency devices be made with the frequency sweep stopped. The sweep is stopped because no measurement procedures have been proposed or established for swept frequency devices nor has the interference aspects of swept frequency devices been evaluated based on the different measurement results that would be obtained from measurements taken with the sweep active. Similarly, measurements on a stepped frequency or frequency hopping modulated system are performed with the stepping sequence or frequency hop stopped. With the sweep, step function or hopping stopped, it is unlikely that swept frequency (linear FM or FMCW) or stepped frequency modulated emissions would comply with the fractional bandwidth or minimum bandwidth requirements. It also is unlikely that frequency hopping systems would comply unless an extremely wide bandwidth hopping channel is employed.

Ultra-Wideband Transmission Systems, 17 FCC Rcd 7435 at para. 32 (2002) (**First R&O**) (footnotes omitted).

The UWB regulations permit the operation of vehicular radar systems in the 22-29 GHz band. UWB vehicular radar systems are required to operate at all times with a minimum 500 MHz bandwidth and may employ any modulation technique that results in this minimum bandwidth. In the *R&O*, the Commission specifically precluded the operation of swept frequency systems and frequency hopping systems under the UWB rules unless the transmissions comply with the minimum bandwidth requirement when measured with the sweep or hopping sequence stopped. The Commission indicated that this was necessary as no measurement procedure had been established to permit the emission levels from such devices to be determined while sweeping or hopping. The Commission expressed similar concerns in the *Notice*, and declined to include transmitters employing swept frequency and similar modulation types from consideration as UWB devices.

Ultra-Wideband Transmission Systems, 18 FCC Rcd 3857 at para. 45 (2003) (Memorandum Opinion and Order and Further Notice of Proposed Rule Making) (**MO&O & FNPRM**) (footnotes omitted).

We believe that the requested rule changes from Siemens VDO for its radar application should be proposed so that we might obtain public comment. However, we also are concerned that radar systems using slightly different modulation techniques or radar

systems operating in different bands where the victim receiver characteristics are different may have different interference potentials. Because of these interference concerns, we are not proposing to permit the use of frequency hopping systems under the UWB rules for any application other than vehicular radar systems operating in the 22-29 GHz band.

MO&O & FNPRM at para. 158.

Our primary concern is not that the Siemens VDO [frequency hopping] equipment does not comply with the definition of a UWB system. Rather, we are concerned that the Siemens VDO radar system does not comply with the UWB standards using the measurement procedures currently employed for frequency hopping systems. Thus, we are concerned about the possible interference aspects of this type of operation. For example, a UWB vehicular radar system that complies with the existing regulations will place a low level emission on a frequency at any given time. However, the Siemens VDO system momentarily will place a much higher level emission on that frequency. The Siemens VDO system depends on a time averaging of the emission, based on the level of the emission, the number of hops, the occupancy time at any given frequency, and the time period over which the emissions are averaged to demonstrate compliance with the average emission limits. The emission level being measured may not be a true RMS average emission but could be more similar to a time averaged emission. Thus, a victim receiver with a fast transient response may be more susceptible to interference from the Siemens VDO system than from other UWB systems. Siemens indicates that EESS systems operating in the 23.6-24.0 GHz band will not be able to tell the difference between a distributed number of frequency hopping systems operating under the standards requested by Siemens VDO and a similarly distributed number of wideband radars complying with existing vehicular radar standards. However, we are concerned about the potential impact on terrestrial users which may be exposed to relatively few, but nearby, vehicular radars as well as the impact to EESS operations. We request comments on whether the higher instantaneous power delivered by a frequency hopping system would cause harmful interference to these systems.

MO&O & FNPRM at para. 159 (footnotes omitted)

For the purposes of this section, hybrid systems are those that employ a combination of both frequency hopping and digital modulation techniques. The frequency hopping operation of the hybrid system, with the direct sequence or digital modulation operation turned off, shall have an average time of occupancy on any frequency not to exceed 0.4 seconds within a time period in seconds equal to the number of hopping frequencies employed multiplied by 0.4. The digital modulation operation of the hybrid system, with the frequency hopping operation turned off, shall comply with the power density requirements of paragraph (d) of this section.

47 C.F.R. Sec. 15.247(f) (on testing of hybrid spread spectrum systems)

Transmitters with an emission bandwidth of less than 100 MHz must limit their peak transmitter output power to the product of 500 mW times their emission bandwidth divided by 100 MHz. For the purposes of this paragraph (e)(1), emission bandwidth is defined as the instantaneous frequency range occupied by a steady state radiated signal with modulation, outside which the radiated power spectral density never exceeds 6 dB below the maximum radiated power spectral density in the band, as measured with a 100 kHz resolution bandwidth spectrum analyzer. **The center frequency must be stationary during the measurement interval, even if not stationary during normal operation (e.g. for frequency hopping devices).**

47 C.F.R. Sec. 15.255(e)(1) (emissions limits for unlicensed **57-64 GHz transmitters**).