

Project	IEEE 802.16 Broadband Wireless Access Working Group < http://ieee802.org/16 >	
Title	Slave Hierarchy for Better Usage of Regions not Interfered by the Master Subframe	
Date Submitted	2007-01-08	
Source(s)	Avi Freedman Hexagon	Voice: +972-3-9224420 Fax: +972-3-9223596 Email: avif@hexagonltd.com
Re:	Letter Ballot # 24	
Abstract	Suggestion for improvement of usage of overlapping regions in the ASFA scheme, using slave hierarchy	
Purpose	Improving usage of overlapping regions by introducing priority among slaves in the ASFA algorithm. This priority will allow serving the regions where there is slave coverage overlap, without interference to the master.	
Notice	This document has been prepared to assist IEEE 802.16. It is offered as a basis for discussion and is not binding on the contributing individual(s) or organization(s). The material in this document is subject to change in form and content after further study. The contributor(s) reserve(s) the right to add, amend or withdraw material contained herein.	
Release	The contributor grants a free, irrevocable license to the IEEE to incorporate material contained in this contribution, and any modifications thereof, in the creation of an IEEE Standards publication; to copyright in the IEEE's name any IEEE Standards publication even though it may include portions of this contribution; and at the IEEE's sole discretion to permit others to reproduce in whole or in part the resulting IEEE Standards publication. The contributor also acknowledges and accepts that this contribution may be made public by IEEE 802.16.	
Patent Policy and Procedures	The contributor is familiar with the IEEE 802.16 Patent Policy and Procedures < http://ieee802.org/16/ipr/patents/policy.html >, including the statement "IEEE standards may include the known use of patent(s), including patent applications, provided the IEEE receives assurance from the patent holder or applicant with respect to patents essential for compliance with both mandatory and optional portions of the standard." Early disclosure to the Working Group of patent information that might be relevant to the standard is essential to reduce the possibility for delays in the development process and increase the likelihood that the draft publication will be approved for publication. Please notify the Chair < mailto:chair@wirelessman.org > as early as possible, in written or electronic form, if patented technology (or technology under patent application) might be incorporated into a draft standard being developed within the IEEE 802.16 Working Group. The Chair will disclose this notification via the IEEE 802.16 web site < http://ieee802.org/16/ipr/patents/notices >.	

Slave Hierarchy for Better Usage of Regions not Interfered by the Master Subframe

Avi Freedman
Hexagon System Engineering Ltd.

Introduction

This document suggests a slave hierarchy mechanism that would enable slave systems to regulate their operations in zones where they do not cause interference to the master system, but still cause interference to each other.

The problem

The draft standard [1], suggests a structure of sub-frames, which allocates for each system a period of time during which it is guaranteed interference free operation. During this interval, it is called the master system, while no other system (slave) is allowed to interfere with it. However, the other systems are allowed to operate in regions in which they do not cause interference to the master system, thus improving the capacity of those slave systems, which would otherwise have to be totally silent.

However, the current scheme does not specify any priority between slave systems. Consider figure h18 of the draft standard, copied (and slightly modified) hereunder:

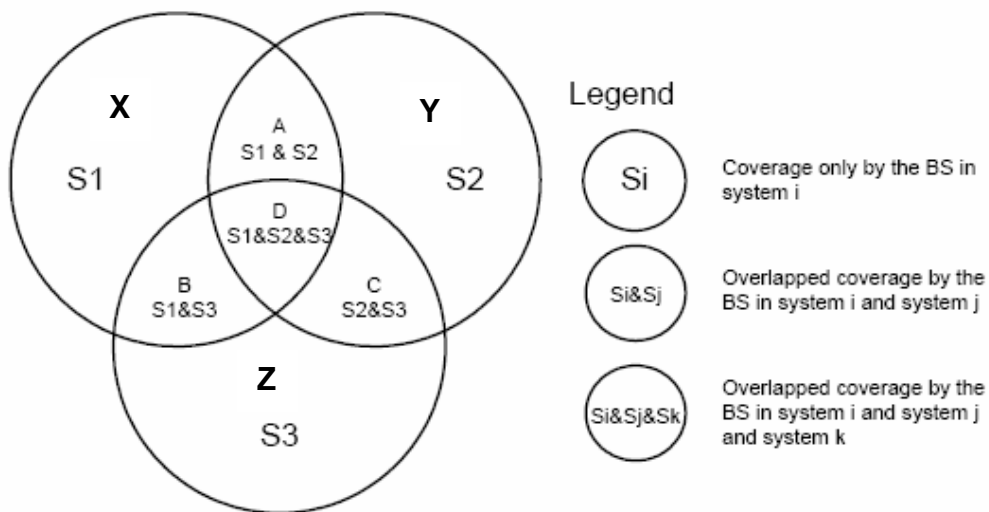


Figure1: Copy of Figure h18—Interference due to overlapping systems

And consider, for example, the type 2 sub-frame structure, as given in figure h19.

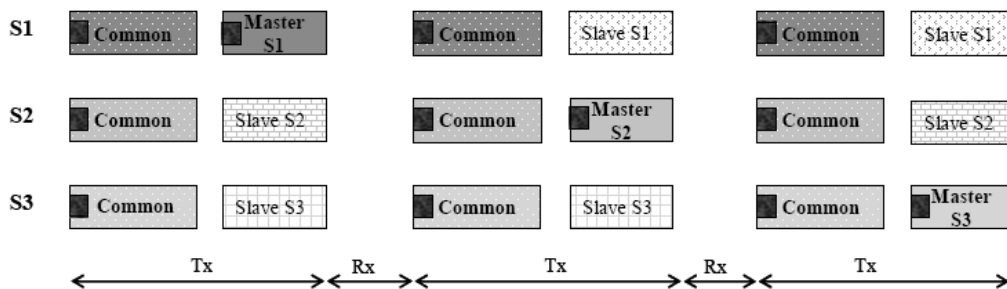


Figure 2: Type 2 structure as depicted in Figure h19—examples of WirelessMAN-CX Subframes

Figure 3 below shows the regions served by the S1, S2 and S3 systems, during the different frames. Region X, which is served by system S1, without any interference from systems S2 and S3, is served during all the subframes, namely an SS located in that region is served during the common frames as well as during the sub frames in which S1 is either a slave, or, of course, a master.

Similarly, SS's located in region Y and Z are also served by either system S2 or S3 during all the subframes.

On the other hand, S1 SS's located in region A suffer from interference from system S2, consequently they are not served during the common sub-frames but only when S1 is the master. When S2 is the master, it serves all its SS's located in region A. But the current scheme does not specify what happens to S1 or S2 SS's of region A when S3 is the master. Without such specification, either both system would refrain from serving region A (although that won't cause any interference to the master, S3) or both systems would try to serve their SS's in that region with the same end result - no service due to interference.

Similarly SS's in zones B and C will be served only during the master subframes of their corresponding system.

The solution: Slave Hierarchy

Assume now, that a certain slave hierarchy exists. For example – after being the master a system becomes a "secondary master" and still has priority over all the other systems in the neighborhood but the new master. Thus in the second sub-frame, system S2 is the master, but system S1 is now the "secondary master" and has priority over system S3, in the third subframe, system S3 becomes the master, while system S2, the "secondary master" has priority over system S1, In the fourth subframe, we go back to the structure we have in the first subframe, in which system S1 is the master, while system S3 is the secondary master.. With this scheme the usage pattern will look as described in figure 4. Now during the 3rd subframe, system S2 is the secondary master and has priority over system S1 and the SS's in region A can be served. Similarly S1 SS's in region B will be served during the second sub-frame and S3 SS's in region C will be served during the first subframe. The additional intervals in which a region can be served is depicted by the red rectangles.

A more complex slave hierarchy scheme, when we look at 2 cycles, and change the rule such that in the second cycle, after being the master, a system will have no priority over any other system will allow to serve the SS's in the overlapping regions more fairly, and the usage pattern will be as described in figure 5. In this case, in the first cycle S2 SS's in region A will be served, while during the second one S1 SS's in region A will be served. If there are more than 3 systems in the neighborhood, a more elaborate scheme would be required to allow for fair service in the different regions, however, as it is expected that the number of systems in a community will not exceed 3 (as specified for the type 2 case), and in order to avoid unnecessary complexity, it is recommended that only 2 simple rules will apply.

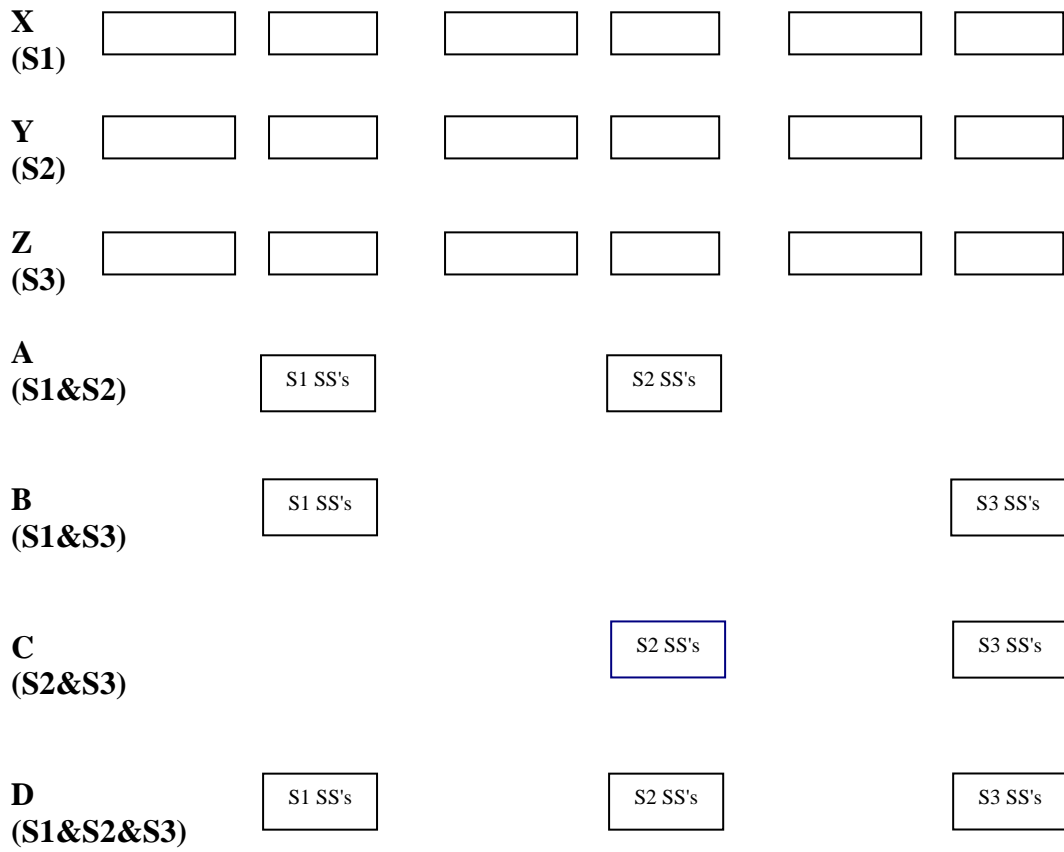


Figure 3: Regions served during the various subframes

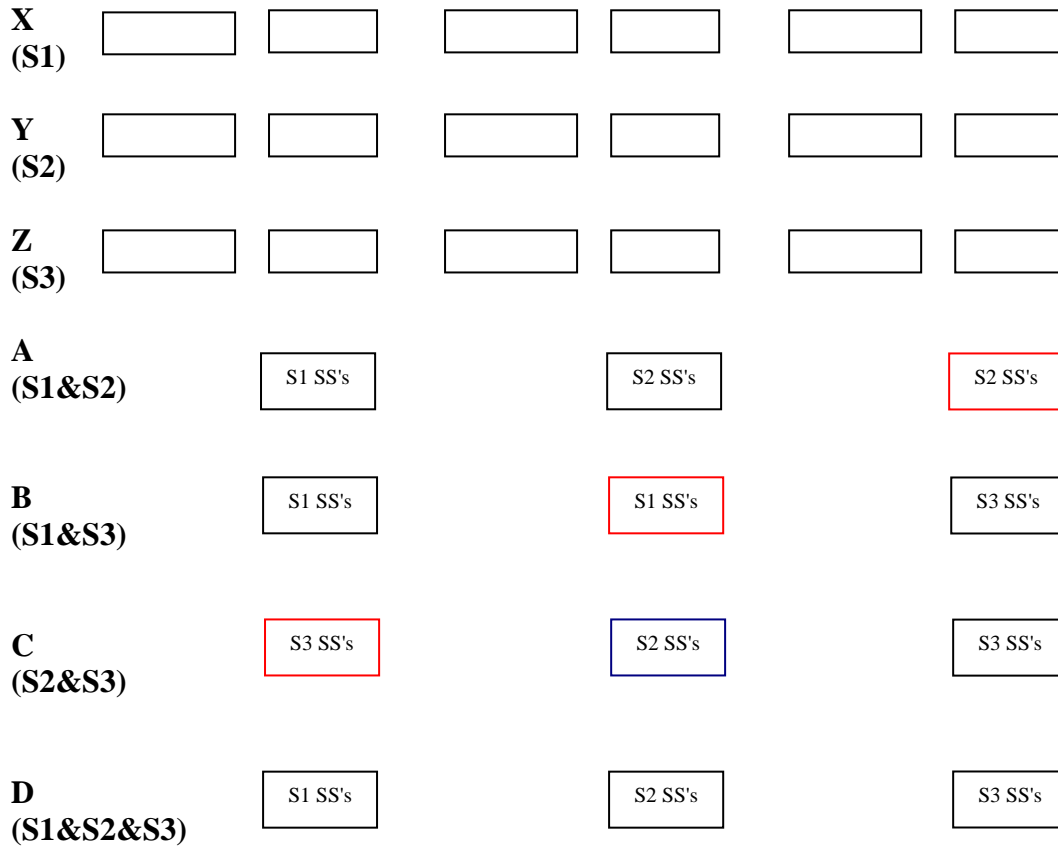


Figure 4: Regions served during the various subframes with slave hierarchy

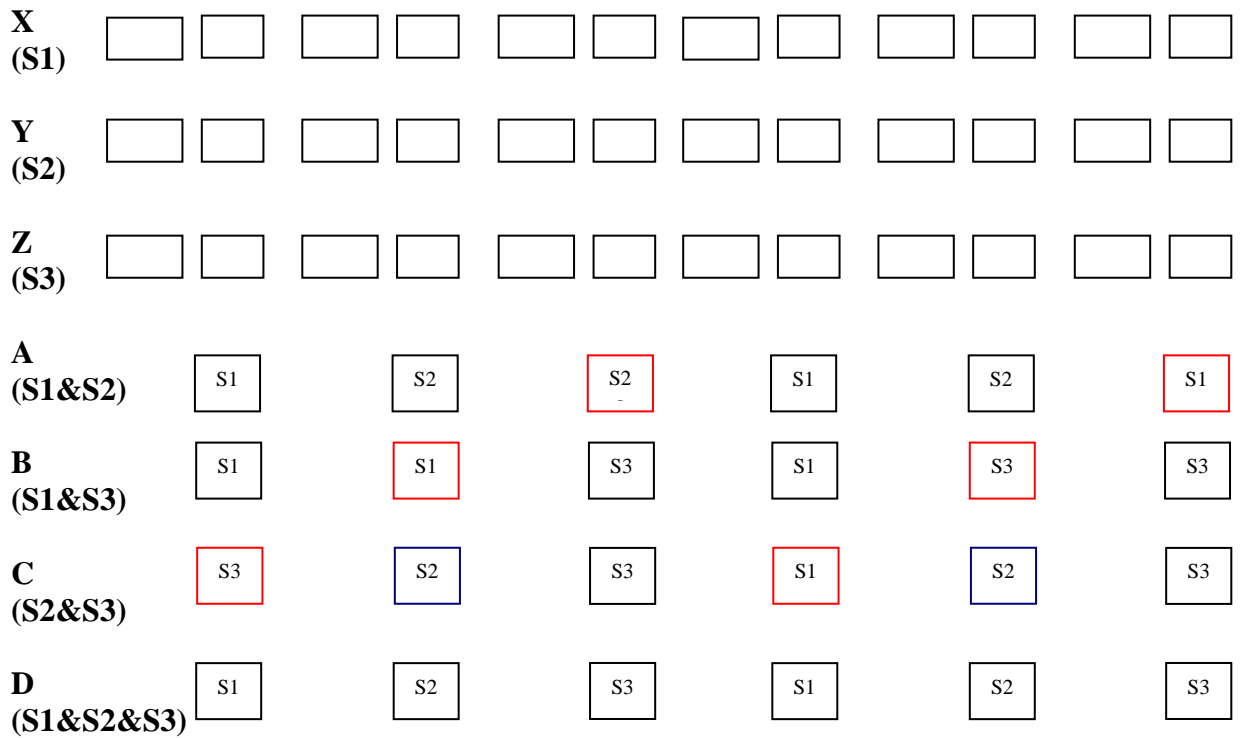


Figure 4: Regions served during the various subframes with slave hierarchy

Proposed Text Changes

Add the following text to section 15.4.2.1.2: (p. 89 1. 29 of [1]):

In order to enable service to regions in which two slave systems overlap, a hierarchy structure shall be applied among the slaves, as follows:

In case of type 1 structure: let S1 denote the master system of sub-frame 1, S2 the master system of sub-frame 2 and S3, the master system of subframe 3.

- In case the MAC frame number (CX_MAC_NO) is odd, the systems priority will be demoted from sub-frame to sub-frame namely, S3 will be the secondary master of subframe 1, S1 will be the secondary master of frame 2 and S2 will be the secondary master of sub-frame 3
- In case the MAC frame number (CX_MAC_NO) is even, the system priority will be promoted from sub-frame to sub-frame S2 will be the secondary master of subframe 1, S3 will be the secondary master of frame 2 and S1 will be the secondary master of sub-frame 3.

In case of a type 2 structure, let S1 denote the master system of the first frame (CX_MAC_NO=0), S2 the master system the second frame (CX_MAC_NO=1) and S3, the master system of the third frame (CX_MAC_NO = 2). In the first set of 3 frames the systems priority will be demoted from frame to frame:

- In case the MAC frame number (CX_MAC_NO) is a multiple of 6 (CX_MAC_NO mod 6=0), S3 will be the secondary master in the frame
- In case CX_MAC_NO mod 6 =1, S1 will be the secondary master
- In case CX_MAC_NO mod 6 =2, S2 will be the secondary master

In the second set of 3 frames the systems priority will be demoted from frame to frame

- In case CX_MAC_NO mod 6 =3, S2 will be the secondary master
- In case CX_MAC_NO mod 6 =4, S3 will be the secondary master
- In case CX_MAC_NO mod 6 =4, S1 will be the secondary master of sub-frame 3.

When system S_i has priority over system S_j, it means that system S_j will not transmit a signal that would interfere with any SS of system S_i.

Figure h41a shows the priority order for 3 systems in different sub frame structures. The common parts and TX/RX boundaries are omitted. The arrows show the priority demotion and promotion for system S1.

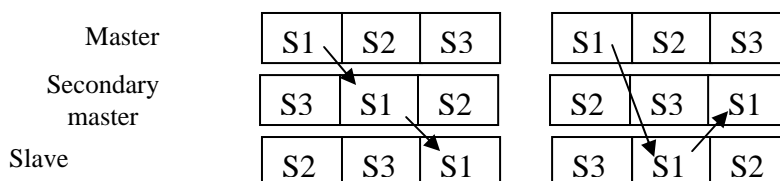


Fig. h41a: Priority Order for a 3 system community

Reference

[1] IEEE P802.16h/D1: Air Interface for Fixed Broadband Wireless Access Systems: Improved Coexistence Mechanisms for License-Exempt Operation, Draft Amendment

