

Project	<b>IEEE 802.16 Broadband Wireless Access Working Group</b> < <a href="http://ieee802.org/16">http://ieee802.org/16</a> >	
Title	<b>Per-Stream Bit Loading for MIMO Precoding</b>	
Date Submitted	<b>2004-11-12</b>	
Source(s)	Qinghua Li, Xintian Eddie Lin, Ada Poon, Nageen Himayat, Minnie Ho, Shilpa Talwar, Sumeet Sandhu <b>Intel Corporation</b>	<a href="mailto:qinghua.li@intel.com">qinghua.li@intel.com</a> Voice: +1-408-765-9698
Re:		
Abstract	Per-Stream Bit Loading for MIMO Precoding	
Purpose	Adoption of proposed changes into P802.16e <del>Crossed out indicates deleted text,</del> <u><a href="#">underlined blue indicates new text change to the Standard</a></u>	
Notice	This document has been prepared to assist IEEE 802.16. It is offered as a basis for discussion and is not binding on the contributing individual(s) or organization(s). The material in this document is subject to change in form and content after further study. The contributor(s) reserve(s) the right to add, amend or withdraw material contained herein.	
Release	The contributor grants a free, irrevocable license to the IEEE to incorporate material contained in this contribution, and any modifications thereof, in the creation of an IEEE Standards publication; to copyright in the IEEE's name any IEEE Standards publication even though it may include portions of this contribution; and at the IEEE's sole discretion to permit others to reproduce in whole or in part the resulting IEEE Standards publication. The contributor also acknowledges and accepts that this contribution may be made public by IEEE 802.16.	
Patent Policy and Procedures	<p>The contributor is familiar with the IEEE 802.16 Patent Policy and Procedures (Version 1.0) &lt;<a href="http://ieee802.org/16/ipr/patents/policy.html">http://ieee802.org/16/ipr/patents/policy.html</a>&gt;, including the statement "IEEE standards may include the known use of patent(s), including patent applications, if there is technical justification in the opinion of the standards-developing committee and provided the IEEE receives assurance from the patent holder that it will license applicants under reasonable terms and conditions for the purpose of implementing the standard."</p> <p>Early disclosure to the Working Group of patent information that might be relevant to the standard is essential to reduce the possibility for delays in the development process and increase the likelihood that the draft publication will be approved for publication. Please notify the Chair &lt;<a href="mailto:r.b.marks@ieee.org">mailto:r.b.marks@ieee.org</a>&gt; as early as possible, in written or electronic form, of any patents (granted or under application) that may cover technology that is under consideration by or has been approved by IEEE 802.16. The Chair will disclose this notification via the IEEE 802.16 web site &lt;<a href="http://ieee802.org/16/ipr/patents/notices">http://ieee802.org/16/ipr/patents/notices</a>&gt;.</p>	

# Per-Stream Bit Loading for MIMO Precoding Systems

Qinghua Li, Xintian Eddie Lin, Ada Poon  
Intel Corporation

## Abstract

In this contribution, a per-stream adaptive bit loading (ABL) scheme is proposed. The SNR in the strongest and the weakest beamformed spatial channel is usually greater than 9 dB. This gap is hard to be compensated by FEC codes. Furthermore, this gap increases as the number of spatial channels and the accuracy of transmit beamforming. Simulation results demonstrate that closed-loop MIMO (i.e. MIMO precoding) provides only 0.5 dB gain over open loop MIMO for 2x2 and 4x4 MIMO at high SNR region using the uniform bit loading defined in the standard. To remedy this problem, adaptive bit loading (ABL) is required, which employs different constellations on different spatial channels. Since the exact ABL require large overhead to send the bit load table, per-stream ABL is proposed. The per-stream ABL employs one constellation per spatial channel, where the  $i$ -th spatial channel is formed by the  $i$ -th eigenmodes of all subcarriers. To further reduce the feedback overhead, we define a set of modulation coding schemes (MCSs), where each MCS specifies the modulation on each stream and the FEC code rate. Since the set for up to 4 streams has less than 38 entries, the infrequent MCS feedback only needs 6 bits.

## 1 Compact Feedback Scheme

The eigenvalue distributions of 4x1, 4x2, 4x3, and 4x4 are shown in Figure 1, and the means of the eigenvalues are listed in Table 1. The difference between the greatest and the smallest eigenvalues increases with the number of spatial streams, and it is greater than 17 dB for 4x4. This large difference is hard to be compensated by FEC coding and adaptive bit/power loading is required.

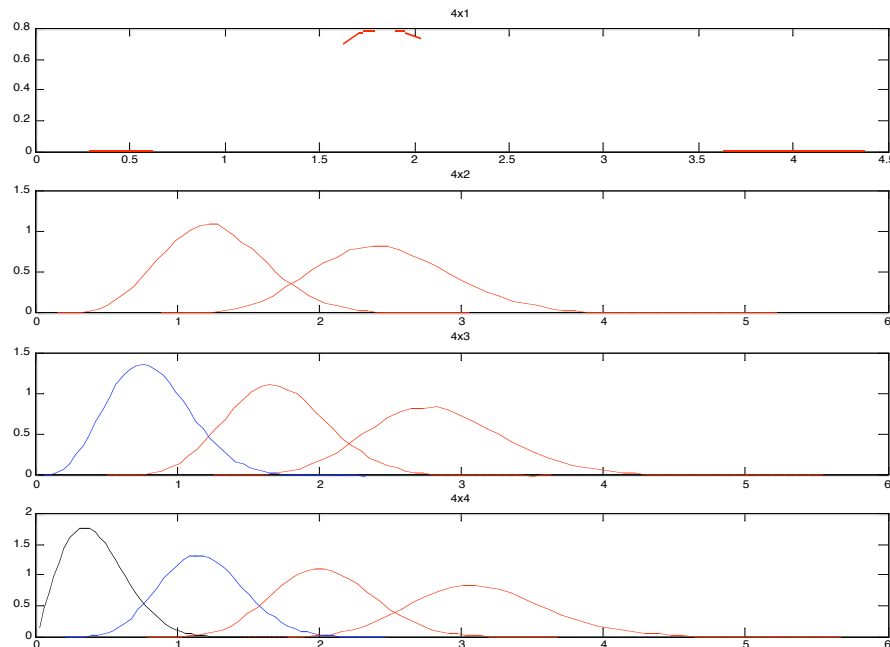
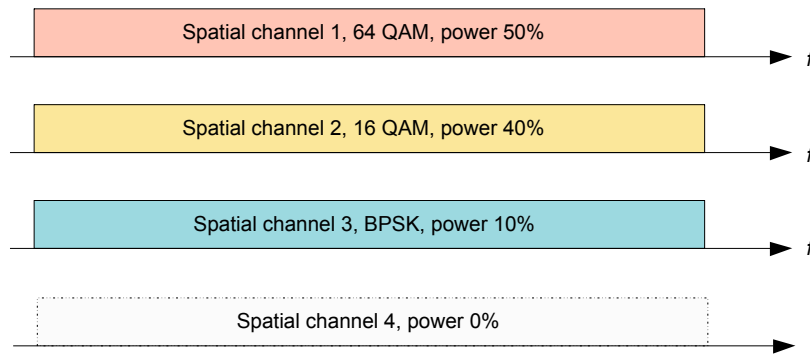


Figure 1. Eigenvalue distributions of spatial modes.

**Table 1. Means of channel gain (i.e. sorted eigenvalues) of each spatial channel. The different between the greatest and smallest eigenvalues increases as number of spatial streams.**

Mt	Mr	$\bar{\lambda}_1$	$\bar{\lambda}_2$	$\bar{\lambda}_3$	$\bar{\lambda}_4$
2	2	1.81	0.61		
3	3	2.53	1.39	0.49	
4	4	3.14	2.03	1.17	0.43

The exact adaptive bit (or power) loading has the flexibility to put a different number of bits (or amount of power) on each OFDM subcarrier and each spatial channel. Since the loading table requires significant amount of overhead to feed back, the exact adaptive bit (or power) loading is not practical for 802.16e. In order to reduce the overhead, we propose per-stream adaptive bit loading as shown in Figure 2. It assigns the same number of bits on each spatial channel, where the  $i$ -th spatial channel is formed by the  $i$ -th eigenmodes of each subcarrier. To further reduce the feedback overhead, we define a set of modulation coding schemes (MCSs), where each MCS specifies the modulations on each stream and the FEC code rate (and suggested power ratio across streams). An MCS set is illustrated in Table 3. Since the whole set for up to 4 streams will have less than 64 entries, the infrequent MCS feedback only needs 6 bits.



**Figure 2. Illustration of per-stream adaptive bit loading. The horizontal axis is for subcarrier index while the vertical is for spatial channel index.**

In 8.4.8.3.3 to 8.4.8.3.5 in [1], uniform bit loading (UBL) is defined, where there are 7 modulation coding schemes (MCSs) per stream. Since there are up to 4 streams, 28 MCSs are defined. To compensate for the SNR gap between beamformed streams, we define additional MCSs so that transmitter can load different numbers of bits to different precoded spatial streams according to the status of the spatial channels. The additional MCSs are listed in Table 2.

**Table 2 Extended modulation coding schemes for closed-loop MIMO**

ID#	Stream Count	Code Rate	Stream ID vs. Modulation			
			stream 1	stream 2	Stream 3	stream 4
29	2	1/2	16QAM	QPSK		
30	2	3/4	16QAM	QPSK		
31	2	3/4	64QAM	QPSK		
32	2	3/4	64QAM	16QAM		
33	3	1/2	16QAM	16QAM	QPSK	
34	3	3/4	64QAM	16QAM	16QAM	
35	3	3/4	64QAM	64QAM	16QAM	
36	4	1/2	16QAM	16QAM	QPSK	QPSK
37	4	1/2	16QAM	16QAM	16QAM	QPSK
38	4	3/4	64QAM	64QAM	16QAM	QPSK

The transmitter for per-stream ABL is illustrated in Figure 3. The only new component is a codebit distributor, which assigns bits to each stream with the amounts specified by the selected MCS. When the current uniform bit loading MCS is selected, the codebit distributor interleaved codebits alternately into each streams. This operation is equivalent to the matrix operation defined in the standard.

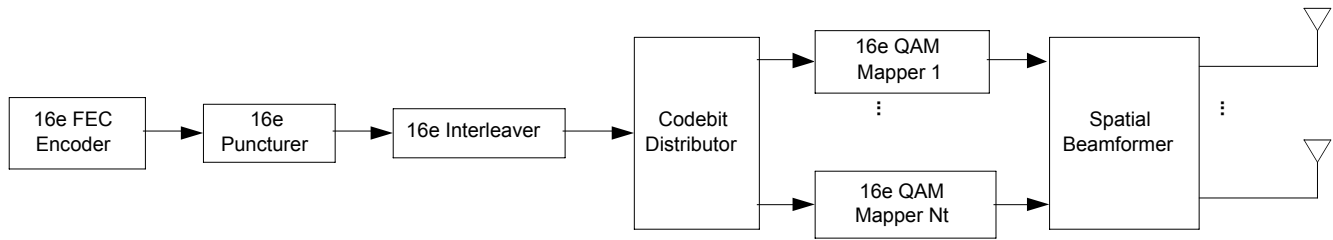


Figure 3. Transmitter architectures for per-stream adaptive bit loading using existing 16e building blocks and an additional bit distributor.

## 2 Simulations

We evaluate the throughput performance of the proposed per-stream ABL by simulations. Two antenna configurations for closed-loop MIMO, i.e. 2x2 and 3x3, are simulated. We employed 10 MHz bandwidth with band FUSC structure. MMSE receiver is assumed at the receiver. ITU-R channel model, pedestrian B [3] with antenna correlations 0.2 is employed. The packet size is 1000 bytes. In the legend, ‘Current MCSs’ are the uniform bit loading schemes and ‘Extended MCS’ includes the ‘Current MCSs’ and the extended ones in Table 2. The system throughput with slow link adaptation is computed for both sets of MCSs for each antenna configurations, whose results are shown in **Error! Reference source not found.** and **Error! Reference source not found.**. The extended MCS set outperforms the current set in the standard by 1-2 dB at medium and high SNR regions.

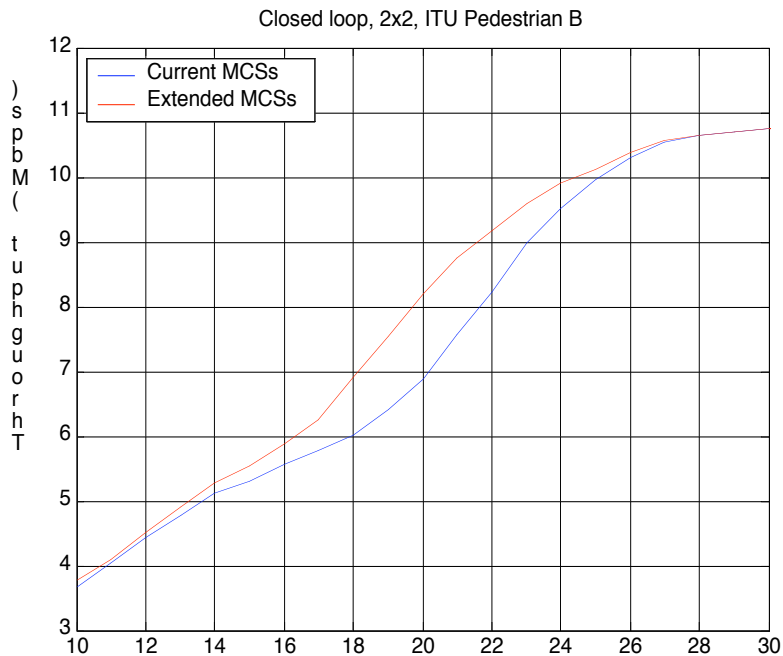


Figure 4 Throughput of 2x2 closed-loop MIMO with current MCSs and extended MCSs.

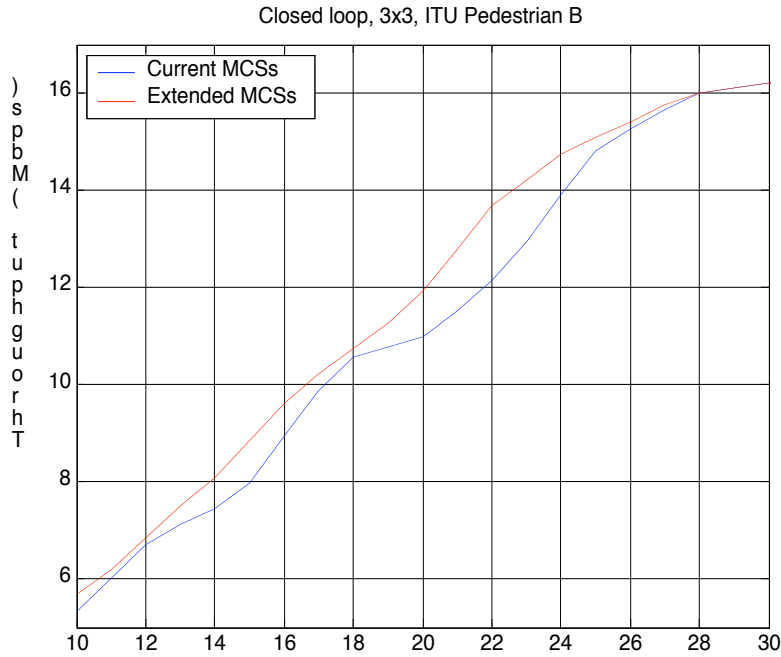


Figure 5 Throughput of 3x3 closed-loop MIMO with current MCSs and extended MCSs

### 3 Conclusion

A per-stream adaptive bit loading scheme is proposed for MIMO precoding. Ten uneven bit loading schemes are defined. The slightly extended MCS outperforms the current MCS by 1-2 dB at medium and high SNR regions.

### 4 Specific Text Changes

Add section 8.4.8.3.6.1 on page 242 of [1] as follows

#### 8.4.8.3.7 Transmitter structure and bit loading scheme for MIMO Precoding

Transmitter loads the interleaved coded bits to each data stream according to Table 3 and Figure 6.

Table 3 Modulation coding schemes for MIMO precoding

ID#	Stream Count	Code Rate	Stream ID vs. Modulation			
			stream 1	stream 2	Stream 3	stream 4
1	1	1/2	QPSK			
2	1	3/4	QPSK			
3	1	1/2	16QAM			
4	1	3/4	16QAM			
5	1	1/2	64QAM			
6	1	2/3	64QAM			
7	1	3/4	64QAM			
8	2	1/2	QPSK	QPSK		
9	2	3/4	QPSK	QPSK		
10	2	1/2	16QAM	16QAM		
11	2	3/4	16QAM	16QAM		
12	2	1/2	64QAM	64QAM		
13	2	2/3	64QAM	64QAM		

14	2	3/4	64QAM	64QAM		
15	3	1/2	QPSK	QPSK	QPSK	
16	3	3/4	QPSK	QPSK	QPSK	
17	3	1/2	16QAM	16QAM	16QAM	
18	3	3/4	16QAM	16QAM	16QAM	
19	3	1/2	64QAM	64QAM	64QAM	
20	3	2/3	64QAM	64QAM	64QAM	
21	3	3/4	64QAM	64QAM	64QAM	
22	4	1/2	QPSK	QPSK	QPSK	QPSK
23	4	3/4	QPSK	QPSK	QPSK	QPSK
24	4	1/2	16QAM	16QAM	16QAM	16QAM
25	4	3/4	16QAM	16QAM	16QAM	16QAM
26	4	1/2	64QAM	64QAM	64QAM	64QAM
27	4	2/3	64QAM	64QAM	64QAM	64QAM
28	4	3/4	64QAM	64QAM	64QAM	64QAM
29	2	1/2	16QAM	QPSK		
30	2	3/4	16QAM	QPSK		
31	2	3/4	64QAM	QPSK		
32	2	3/4	64QAM	16QAM		
33	3	1/2	16QAM	16QAM	QPSK	
34	3	3/4	64QAM	16QAM	16QAM	
35	3	3/4	64QAM	64QAM	16QAM	
36	4	1/2	16QAM	16QAM	QPSK	QPSK
37	4	1/2	16QAM	16QAM	16QAM	QPSK
38	4	3/4	64QAM	64QAM	16QAM	QPSK

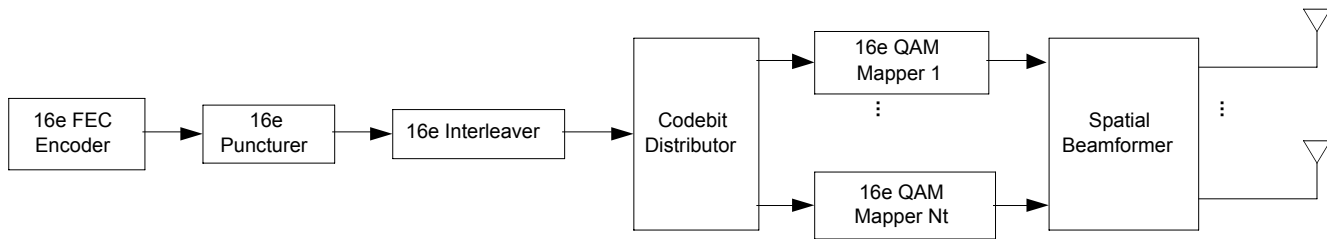


Figure 6 Transmitter structure for MIMO precoding

**References:**

[1] IEEE P802.16e/D5 Air Interface for Fixed and Mobile Broadband Wireless Access Systems – Amendment for Physical and Medium Access Control Layers for Combined Fixed and Mobile Operation in Licensed Bands, 2004.

[2] IEEE P802.16-REVd/D5-2004 Draft IEEE Standards for local and metropolitan area networks, Part 16: Air interface for fixed broadband wireless access systems, 2004.

[3] Recommendation ITU-R M.1225, Guidelines for Evaluation of Radio Transmission Technologies for IMT-2000, 1997.