

Project	IEEE 802.16 Broadband Wireless Access Working Group < http://ieee802.org/16 >	
Title	Enhancement to 3 Tx Open-loop STC Transmission	
Date Submitted	2005-1-11	
Source(s)	Chan-Byoung Chae, Wonil Roh, Sung-Ryul Yun, Hongsil Jeong, JeongTae Oh, Kyunbyoung Ko, Seungjoo Maeng, Panyuh Joo, Jaeho Jeon, Jaeyeol Kim, Soonyoung Yoon	cb.chae@samsung.com Voice: +82-31-279-4828
	Samsung Electronics Co., Ltd. Young-Ho Jung, Seung Hoon Nam, Jaehak Chung, Yungsoo Kim Samsung Advanced Institute of Technology	
Re:		
Abstract	Enhancement to 3 Tx Open-loop STC Transmission	
Purpose	Adoption of proposed changes into P802.16e Crossed-out indicates deleted text , <u>underlined blue indicates new text change to the Standard</u>	
Notice	This document has been prepared to assist IEEE 802.16. It is offered as a basis for discussion and is not binding on the contributing individual(s) or organization(s). The material in this document is subject to change in form and content after further study. The contributor(s) reserve(s) the right to add, amend or withdraw material contained herein.	
Release	The contributor grants a free, irrevocable license to the IEEE to incorporate material contained in this contribution, and any modifications thereof, in the creation of an IEEE Standards publication; to copyright in the IEEE's name any IEEE Standards publication even though it may include portions of this contribution; and at the IEEE's sole discretion to permit others to reproduce in whole or in part the resulting IEEE Standards publication. The contributor also acknowledges and accepts that this contribution may be made public by IEEE 802.16.	
Patent Policy and Procedures	The contributor is familiar with the IEEE 802.16 Patent Policy and Procedures (Version 1.0) < http://ieee802.org/16/ipr/patents/policy.html >, including the statement "IEEE standards may include the known use of patent(s), including patent applications, if there is technical justification in the opinion of the standards-developing committee and provided the IEEE receives assurance from the patent holder that it will license applicants under reasonable terms and conditions for the purpose of implementing the standard." Early disclosure to the Working Group of patent information that might be relevant to the standard is essential to reduce the possibility for delays in the development process and increase the likelihood that the draft publication will be approved for publication. Please notify the Chair < mailto:r.b.marks@ieee.org > as early as possible, in written or electronic form, of any patents (granted or under application) that may cover technology that is under consideration by or has been approved by IEEE 802.16. The Chair will disclose this notification via the IEEE 802.16 web site < http://ieee802.org/16/ipr/patents/notices >.	

Enhancement to 3 Tx Open-loop STC Transmission

*Chan-Byoung Chae, Wonil Roh, Sung-Ryul Yun, Hongsil Jeong, JeongTae Oh,
Kyunbyoung Ko, Seungjoo Maeng, Panyuh Joo, Jaeho Jeon, Jaeyeol Kim, Soonyoung Yoon*
Samsung Electronics

Young-Ho Jung, Seung Hoon Nam, Jaehak Chung, Yungsoo Kim
Samsung Advanced Institute of Technology

1. Introduction

A modified performance criterion that can be used for improving the performance of existing space-time codes for 3 Tx BS is presented. Using parameter comparison and simulation results, the proposed criterion results in a different encoding parameter than the current standard which uses conventional determinant criterion in predicting the performance of 3 Tx antenna STC. Based on our design criterion, we propose a modified STC for three transmit antennas.

2. Design Criteria

2.1 Conventional Criterion

This section reviews the well-known rank and determinant criteria [1] for STC. Assume that a codeword \mathbf{S} is transmitted. Given that the receiver constructs a linear ML estimate of the transmitted codeword, the probability that the receiver mistakes the transmitted codeword \mathbf{S} for another codeword \mathbf{S}' , given knowledge of the channel realization at the receiver which is referred to as the pairwise error probability (PEP) is

$$P(\mathbf{s} \rightarrow \mathbf{s}') \leq \prod_{k=1}^r \left(\frac{1}{1 + \text{SNR} \cdot \lambda_k / 4N_T} \right)^{N_R} \quad (1)$$

where λ_k are the non-zero eigenvalues of $\mathbf{s} \rightarrow \mathbf{s}'$, N_T and N_R is the number of transmit and receive antennas, respectively. In high SNR regime, Eq. (1) may be further simplified as

$$P(\mathbf{s} \rightarrow \mathbf{s}') \leq \frac{1}{\left(\prod_{k=1}^r \lambda_k \right)^{N_R}} \left(\frac{\text{SNR}}{4N_T} \right)^{-rN_R} \quad (2)$$

Eq. (2) leads us to the two well-known criteria for STC construction, namely the “rank criterion” and “determinant criterion” [1].

[Rank Criterion]

The rank criterion optimizes the spatial diversity extracted by a STC. We omit the explanations due to lack of space, the interested reader may refer to [1].

[Determinant Criterion]

The determinant criterion optimizes the coding gain. It is clear that coding gain depends on the term $\left(\prod_{k=1}^r \lambda_k\right)^{N_R}$ in (2). Hence, for high coding gain, one should maximize the minimum of the determinant of $\mathbf{s} \rightarrow \mathbf{s}'$ over all possible pairs of codeword matrices. Fig. 1 shows the minimum coding advantage as a function of phase θ . [2]

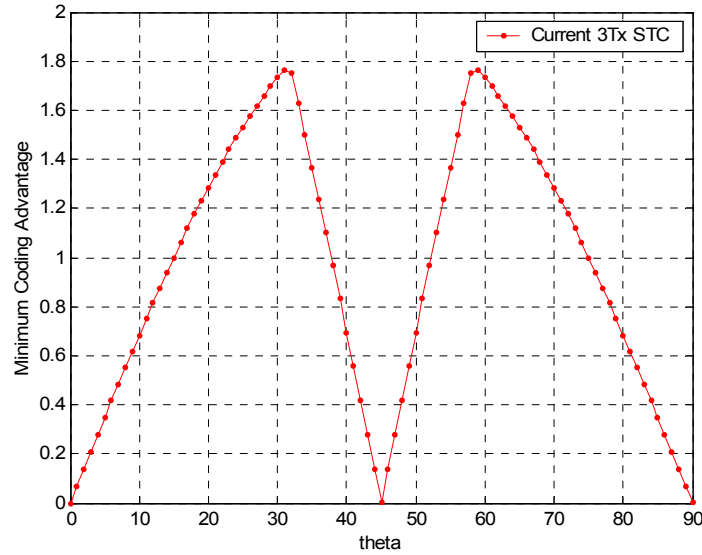


Fig 1. Minimum coding gain as a function of θ

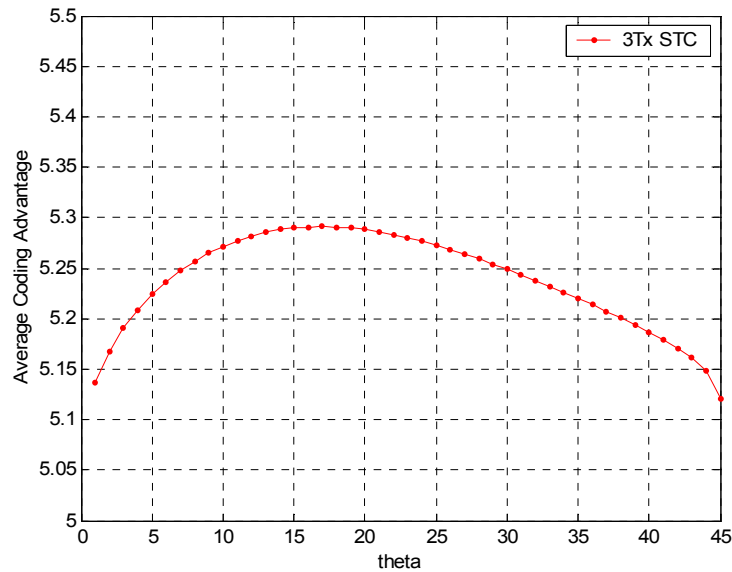


Fig 2. Average coding gain as a function of θ

2.2 Proposed Criterion

For the current full diversity full rate code for 3-Tx antenna BS, Tarokh's determinant criterion for optimizing the STC was employed. In further developments it was found that Tarokh's determinant criterion is not exact to optimize the coding advantage. Motivated by this fact, a new design criterion is used to optimize the FDFR STC for 3Tx system as follow

$$\arg \max_{\theta} \text{avg}(\text{CodingGain}) \quad (3)$$

Using Eq. 3, one can find the value of the phase θ that maximizes the mean coding gain. Fig.2 shows the BER/FER performance using various values of the phase θ . As can be seen, phase θ which is determined by new design criterion exhibits the best performance.

Proposed phase rotator : $\theta = \text{atan}(1/3)$

Ped A, 3km/h, BandAMC, CTC R=1/2

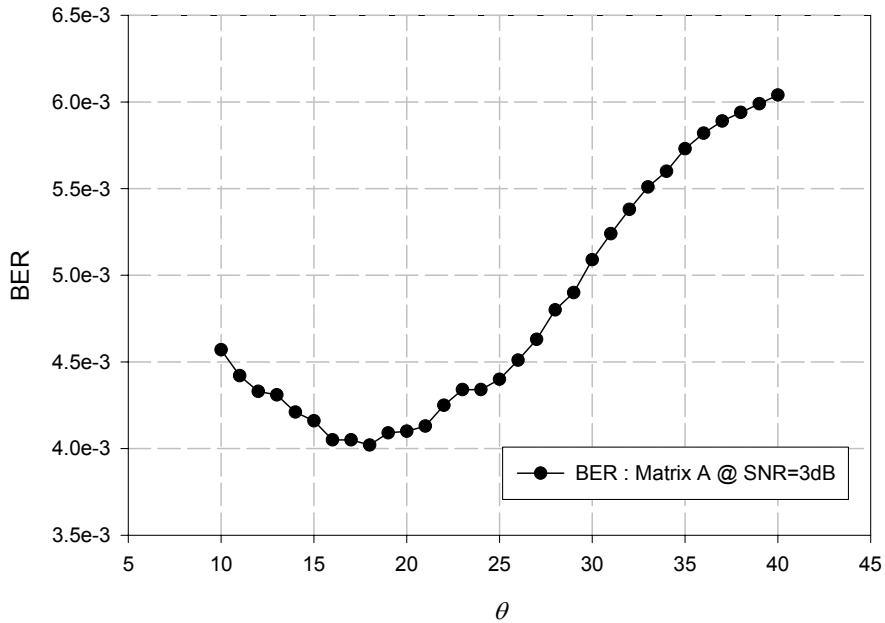


Fig. 3 BER performance using various phase θ (QPSK)
Ped A, 3km/h, Band AMC, CTC R=1/2

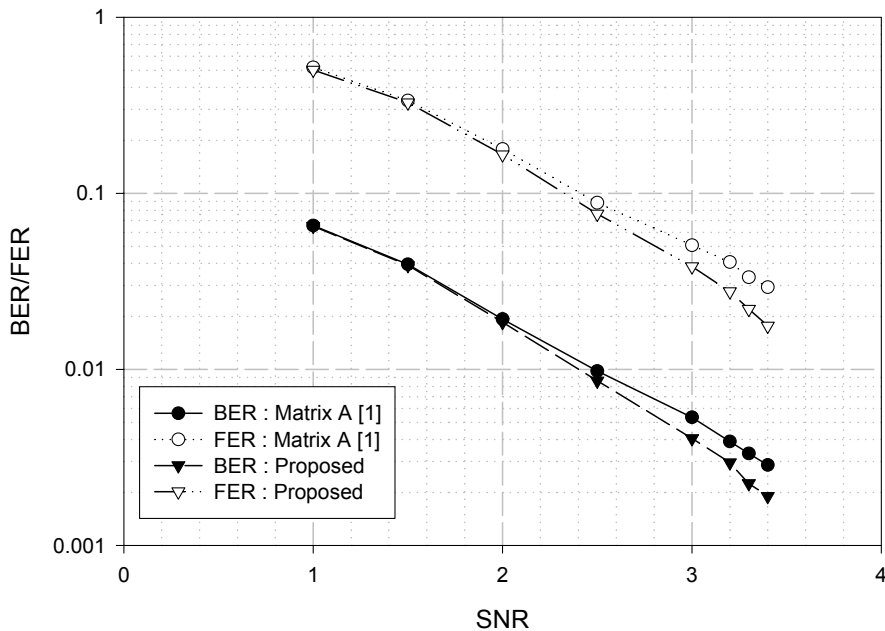


Fig. 4 BER/FER performance

3. Specific Text Changes

[Modify the 8.4.8.3.4 Transmission schemes for 3 antenna BS]

8.4.8.3.4 Transmission Schemes for 3 Antenna BS

STC for 3Tx-Rate 1, 2, and 3:

For three antenna BS, one of the three transmission matrices A, B or C, shall be used.

Let the complex symbols to be transmitted be x_1, x_2, x_3, x_4 which take values from a square QAM constellation. Let

$s_i = x_i e^{j\theta}$ for $i=1,2,\dots,5$, where ~~$\theta = \frac{1}{2} \tan^{-1} 2$~~ $\theta = \tan^{-1} \left(\frac{1}{3} \right)$ and let

$\tilde{s}_1 = s_{1I} + js_{3Q}; \tilde{s}_2 = s_{2I} + js_{4Q}; \tilde{s}_3 = s_{3I} + js_{1Q}; \tilde{s}_4 = s_{4I} + js_{2Q}; \tilde{s}_5 = s_{5I} + js_{7Q}$ where $s_i = s_{iI} + js_{iQ}$.

The proposed Space-Time-Frequency code (over two OFDMA symbols and two sub-carriers) for 3Tx-Rate 1 configuration with diversity order 3 is given in three permuted versions:

$$A_1 = \begin{bmatrix} \tilde{s}_1 - \tilde{s}_2^* & 0 & 0 \\ \tilde{s}_2 & \tilde{s}_1^* & \tilde{s}_3 - \tilde{s}_4^* \\ 0 & 0 & \tilde{s}_4 & \tilde{s}_5^* \end{bmatrix}$$

$$A_2 = \begin{bmatrix} \tilde{s}_1 - \tilde{s}_2^* & \tilde{s}_3 - \tilde{s}_4^* \\ \tilde{s}_2 & \tilde{s}_1^* & 0 & 0 \\ 0 & 0 & \tilde{s}_4 & \tilde{s}_5^* \end{bmatrix}$$

$$A_3 = \begin{bmatrix} \tilde{s}_1 - \tilde{s}_2^* & 0 & 0 \\ 0 & 0 & \tilde{s}_3 - \tilde{s}_4^* \\ \tilde{s}_2 & \tilde{s}_1^* & \tilde{s}_4 & \tilde{s}_5^* \end{bmatrix}$$

where the ML decoding can be achieved by symbol-by-symbol decoding.

The matrix B is

$$B_1 = \begin{bmatrix} \sqrt{\frac{3}{4}} & 0 & 0 \\ 0 & \sqrt{\frac{3}{4}} & 0 \\ 0 & 0 & \sqrt{\frac{3}{2}} \end{bmatrix} \begin{bmatrix} \tilde{s}_1 - \tilde{s}_2^* & \tilde{s}_5 - \tilde{s}_6^* \\ \tilde{s}_2 & \tilde{s}_1^* & \tilde{s}_6 & \tilde{s}_5^* \\ \tilde{s}_7 - \tilde{s}_8^* & \tilde{s}_3 - \tilde{s}_4^* \end{bmatrix}$$

$$B_2 = \begin{bmatrix} 0 & 1 & 0 \\ 0 & 0 & 1 \\ 1 & 0 & 0 \end{bmatrix} B_1$$

$$B_3 = \begin{bmatrix} 0 & 0 & 1 \\ 1 & 0 & 0 \\ 0 & 1 & 0 \end{bmatrix} B_1$$

where the definition for the remaining variables are as follows:

$$\tilde{s}_6 = s_{6I} + js_{8Q}; \tilde{s}_7 = s_{7I} + js_{5Q}; \tilde{s}_8 = s_{8I} + js_{6Q}$$

The matrix C is used for spatial multiplexing.

$$C = \begin{bmatrix} s_1 \\ s_2 \\ s_3 \end{bmatrix}$$

References:

- [1] IEEE P802.16-REVd/D5-2004 Draft IEEE Standards for local and metropolitan area networks part 16: Air interface for fixed broadband wireless access systems
- [2] Tarokh et al, "Space-time codes for high data rate wireless communication: performance criteria and code construction," *IEEE Trans. Inf. Theory*, 1998