

Burst CRC and FEC block CRC for 16m uplink and downlink data channel

IEEE 802.16 Presentation Submission Template (Rev. 9)

Document Number:

IEEE C802.16m-08/1386r2

Date Submitted:

2008-11-11

Source:

Jerry Pi, Sung-Eun Park, Sudhir Ramakrishna
Samsung Electronics

zpi@sta.samsung.com, se.park@samsung.com

Seung-Hyun Kang, Sukwoo Lee
LG Electronics

sh_kang@lge.com, sugoo@lge.com

Zhifeng Yuan, Robert Xu
ZTE

yuan.zhifeng@zte.com.cn

Venue:

Re : TGM SDD: Other (Reply to Call for comments (IEEE 80216m-08/040) on SDD (IEEE 80216m-08/003r5)

Base Contribution:

IEEE C802.16m-08/1386r2

Purpose:

To discuss and adopt the proposed text in the revision of the 802.16m SDD

Notice:

This document does not represent the agreed views of the IEEE 802.16 Working Group or any of its subgroups. It represents only the views of the participants listed in the "Source(s)" field above. It is offered as a basis for discussion. It is not binding on the contributor(s), who reserve(s) the right to add, amend or withdraw material contained herein.

Release:

The contributor grants a free, irrevocable license to the IEEE to incorporate material contained in this contribution, and any modifications thereof, in the creation of an IEEE Standards publication; to copyright in the IEEE's name any IEEE Standards publication even though it may include portions of this contribution; and at the IEEE's sole discretion to permit others to reproduce in whole or in part the resulting IEEE Standards publication. The contributor also acknowledges and accepts that this

contribution may be made public by IEEE 802.16.

Patent Policy:

The contributor is familiar with the IEEE-SA Patent Policy and Procedures:

<<http://standards.ieee.org/guides/bylaws/sect6-7.html#6>> and <<http://standards.ieee.org/guides/opman/sect6.html#6.3>>.

Further information is located at <<http://standards.ieee.org/board/pat/pat-material.html>> and <<http://standards.ieee.org/board/pat>>.

How many FEC blocks per burst?

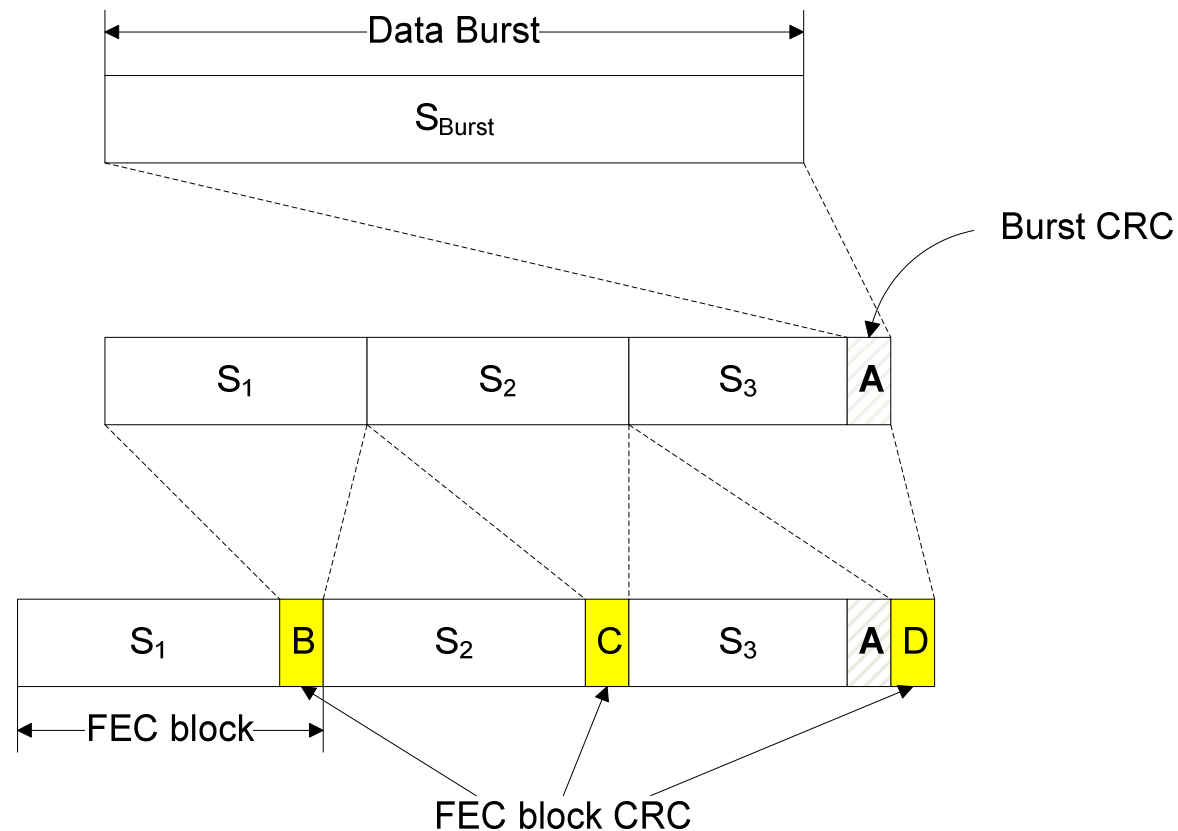
- Maximum FEC block size – 4800 bits
- Burst size depends on the data rate

Number of FEC blocks							
Data rate (Mbps)	10	20	50	100	200	500	1000
Burst size	6,250	12,500	31,250	62,500	125,000	312,500	625,000
Number of FEC blocks	2	3	7	14	27	66	131

- It is impractical / prohibitive to design the turbo decoder assuming 8 iterations per FEC block
- Sharing turbo decoding iterations among FEC blocks is important in reducing turbo decoder complexity
- Fast and accurate early stopping of turbo decoding iterations is critical

Burst CRC and FEC block CRC (1)

- Add FEC block CRC per FEC block in addition to Burst CRC
 - 16-bit FEC block CRC
 - 16-bit or 24-bit burst CRC
 - Exact length of the burst CRC is FFS

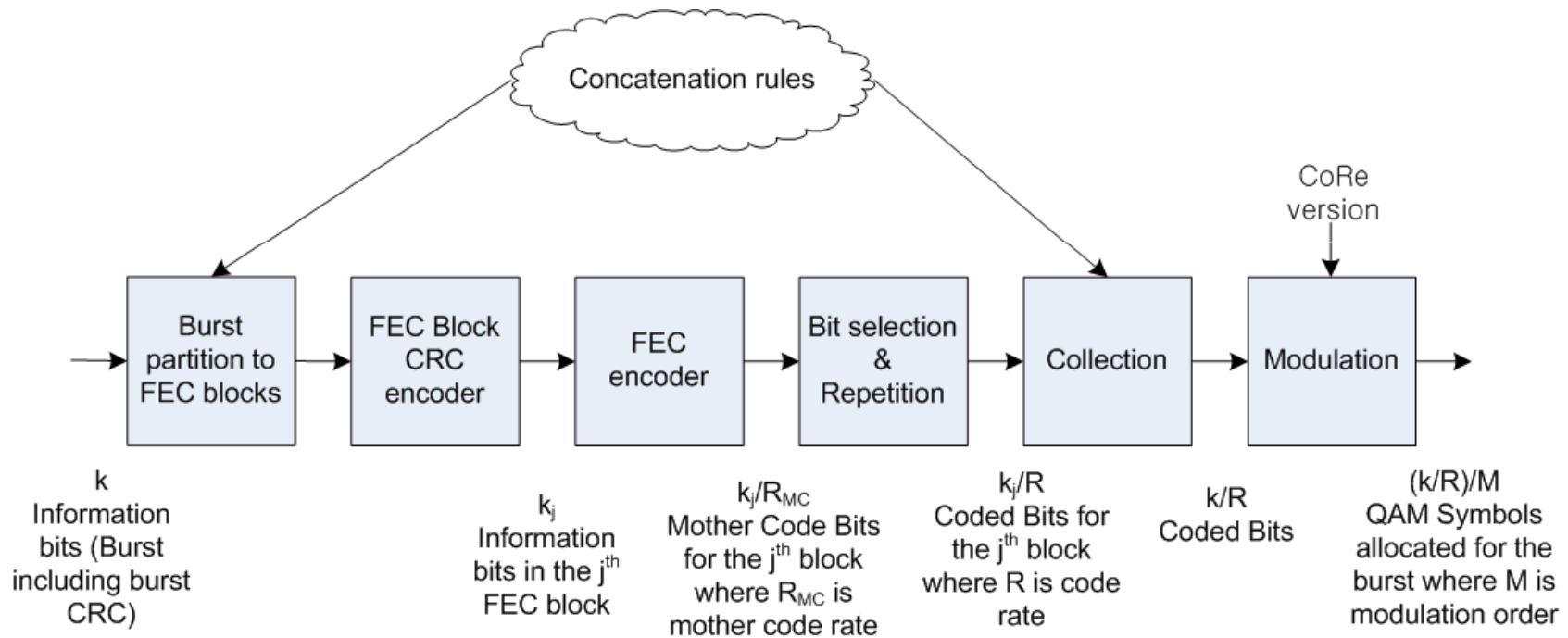


Burst CRC and FEC block CRC (2)

- FEC block CRC
 - 16-bit (CRC-CCITT)
 - $g(x) = x^{16} + x^{12} + x^5 + 1$
 - Miss detection rate $2^{-16} = 1.53 \times 10^{-5}$
 - Sufficient for early stopping of turbo decoding iterations
 - Complexity reduction and power saving
 - FEC block CRC checksum can be used as stopping criteria for turbo decoding
 - Receiver can stop decoding for the whole burst once an FEC block is in error
 - Reduce the average number of turbo decoding iterations → Reduce the decoder complexity
- Burst CRC
 - 24-bit (RFC-2440, MIL STD 188-184, 3GPP2 UMB, 3GPP LTE)
 - $g(x) = x^{24} + x^{23} + x^{18} + x^{17} + x^{14} + x^{11} + x^{10} + x^7 + x^6 + x^5 + x^4 + x^3 + x + 1$
 - Miss detection rate $2^{-24} = 5.96 \times 10^{-8}$
 - Or 16-bit (CRC-CCITT)
 - $g(x) = x^{16} + x^{12} + x^5 + 1$
 - Miss detection rate $2^{-16} = 1.53 \times 10^{-5}$
 - Exact length of burst CRC for FFS

Proposed Text Change (1)

- Page 102, line 15,
 - Replace Figure 43 by the following figure:



Proposed Text Change (2)

- Page 102, at the beginning of line 18,
 - Add “A burst CRC is appended to a burst before the burst is further processed by burst partition. The burst CRC is calculated based on all the bits in the burst.”
- Page 102, line 19, between “... is encoded separately.” and “The maximum FEC block ...”
 - Insert “If a burst is partitioned into more than one FEC blocks, an FEC block CRC is appended to each FEC block before the FEC encoding. The FEC block CRC of an FEC block is calculated based on all the bits in that FEC block.”
- Page 102, line 19, in the sentence “The maximum FEC block size is TBD.”
 - Change “TBD” to “4800 bits”
- Page 102, line 21-22,
 - Delete the sentence “Error detection is provided at the end of the burst by appending a Cyclic Redundancy Check (CRC).”

Text after revision (1)

- 11.13.1.1 Block diagram

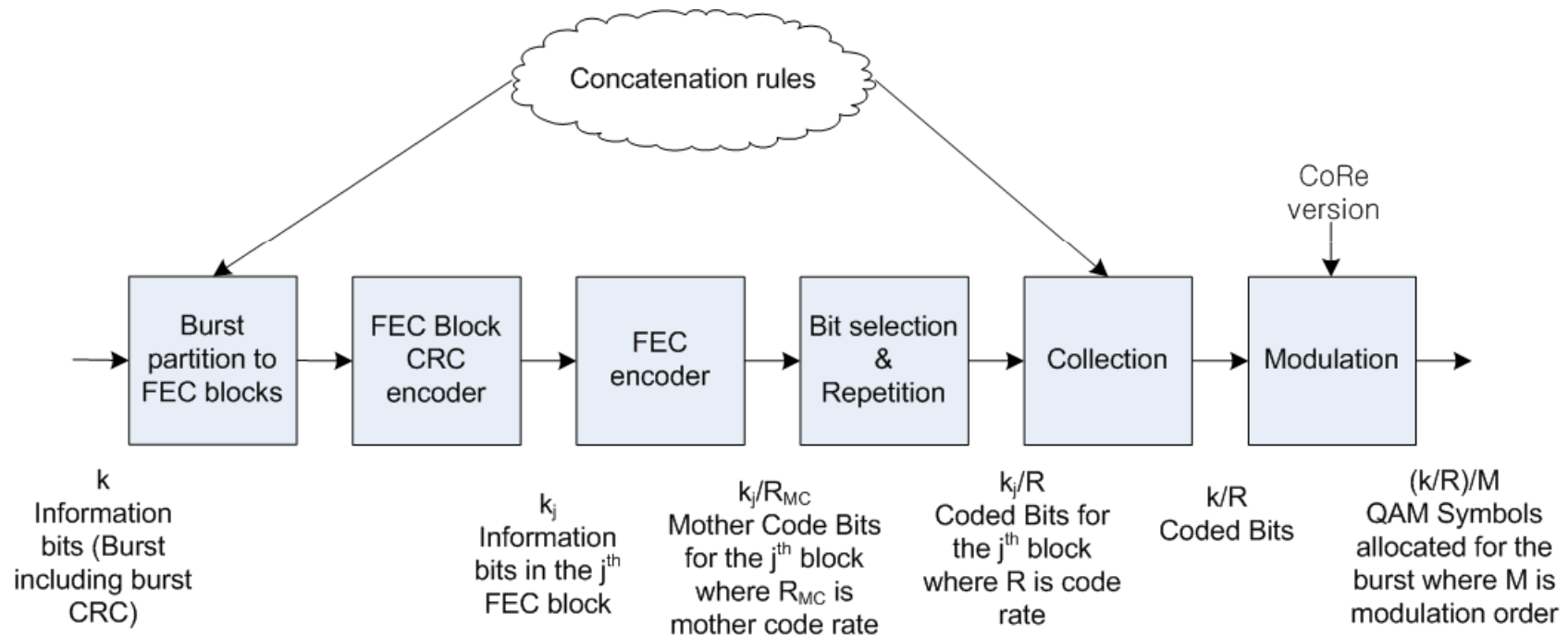


Figure 43 Channel coding block diagram

Text after revision (2)

- 11.13.1.2 Partition into FEC blocks
 - A burst CRC is appended to a burst before the burst is further processed by burst partition. The burst CRC is calculated based on all the bits in the burst. When the burst size exceeds the maximum FEC block size, the burst is partitioned into a number of smaller blocks, each of which is encoded separately. If a burst is partitioned into more than one FEC block, an FEC block CRC is appended to each FEC block before the FEC encoding. The FEC block CRC of an FEC block is calculated based on all the bits in that FEC block. The maximum FEC block size is 4800 bitsTBD. Concatenation rules are based on the number of information bits and do not depend on the structure of the resource allocation (number of LRUs and their size). The concatenation rules are FFS. ~~Error detection is provided at the end of the burst by appending a Cyclic Redundancy Check (CRC).~~