

Proposed Modification to the CRU/DRU Allocation in the PHY Structure (Section 15.3.5.3.1 and 15.3.8.3.1)

IEEE 802.16 Presentation Submission Template (Rev. 9)

Document Number:

C802.16m-09/2529

Date Submitted:

2009-11-06

Source:

Fred Vook, Mark Cudak, Bill Hillery, Eugene Visotsky, Anup Talukdar

Motorola

*<http://standards.ieee.org/faqs/affiliationFAQ.html>

Venue: Session #64 - Atlanta Meeting

Re: P802.16m/D2 comments for LB30a

Area: Section 15.3.5.3.1 – DL PHY Structure and Section 15.3.8.3.1 – UL PHY Structure.

Purpose:

This contribution proposes a minor modification to the CRU/DRU allocation method to remove some un-necessary flexibility. Specifically, we propose that the DCASsb0 variable be required to be less than or equal to the Ksb variable in the DL PHY structure.

Notice:

This document does not represent the agreed views of the IEEE 802.16 Working Group or any of its subgroups. It represents only the views of the participants listed in the “Source(s)” field above. It is offered as a basis for discussion. It is not binding on the contributor(s), who reserve(s) the right to add, amend or withdraw material contained herein.

Release:

The contributor grants a free, irrevocable license to the IEEE to incorporate material contained in this contribution, and any modifications thereof, in the creation of an IEEE Standards publication; to copyright in the IEEE’s name any IEEE Standards publication even though it may include portions of this contribution; and at the IEEE’s sole discretion to permit others to reproduce in whole or in part the resulting IEEE Standards publication. The contributor also acknowledges and accepts that this contribution may be made public by IEEE 802.16.

Patent Policy:

The contributor is familiar with the IEEE-SA Patent Policy and Procedures:

<<http://standards.ieee.org/guides/bylaws/sect6-7.html#6>> and <<http://standards.ieee.org/guides/opman/sect6.html#6.3>>.

Further information is located at <<http://standards.ieee.org/board/pat/pat-material.html>> and <<http://standards.ieee.org/board/pat>>.

Proposed Modification to the CRU/DRU Allocation in the PHY Structure

Fred Vook
Motorola

Review:

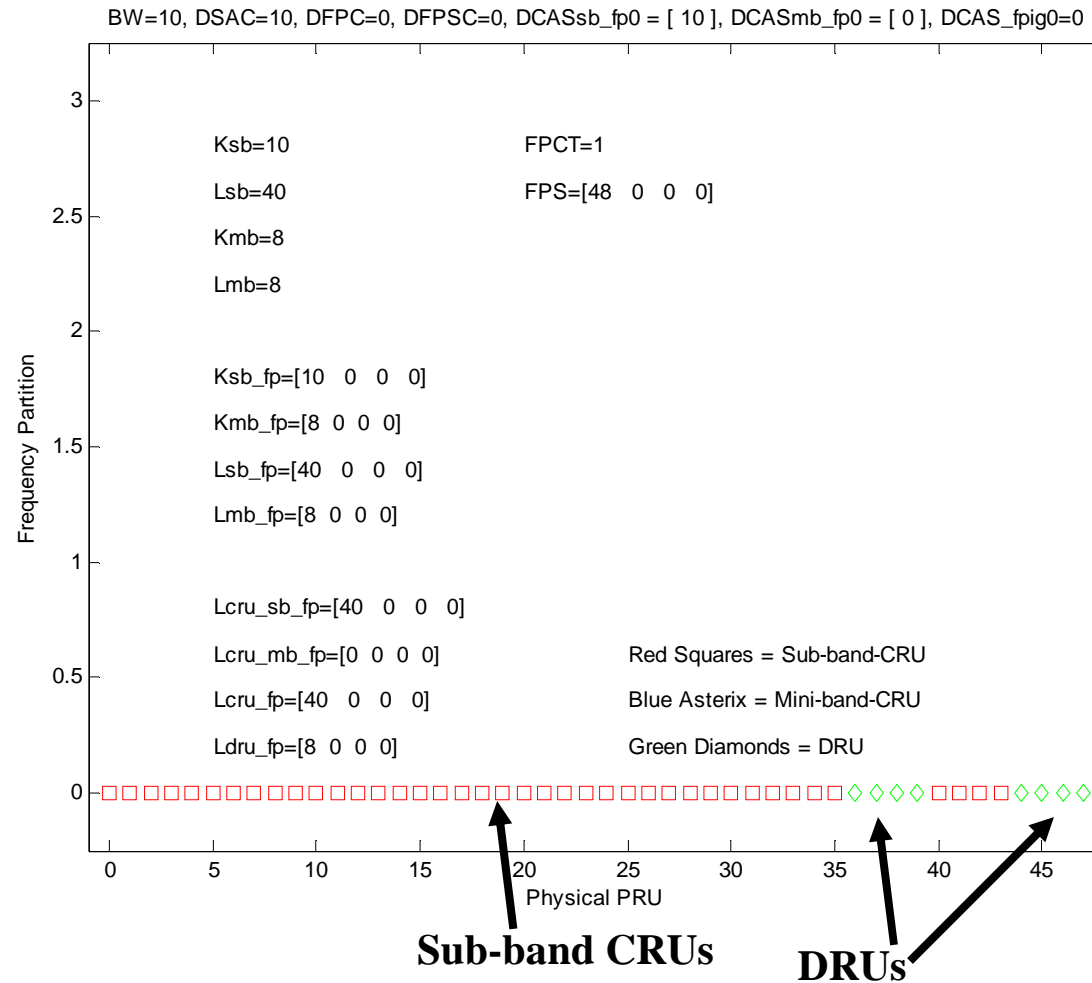
Key Variables for Configuring the DL PHY structure

- **DSAC** = DL Sub-band Allocation Count
 - Determines Number of Sub-bands K_{sb} according to Tables 768-770
- **DFPC** = DL Frequency Partition Configuration
 - Determines number of Frequency Partitions and the split of PRUs across the partitions (Tables 771 – 773)
 - Determines Frequency Partition Count (FPCT)
 - Currently 1, 3, 4 are allowed
- **DFPSC** = DL Frequency Partition Sub-band Count
 - Determines number of sub-bands in the non-zero partitions
- **DCAS_{SB,0}** = Number of Sub-band CRUs in FP0 (units are sub-bands)
 - Signaled explicitly in SFH (5/4/3 bits for 20MHz/10MHz/5MHz)
- **DCAS_{MB,0}** = Determines Number of Mini-band CRUs in FP0
 - Signaled in SFH: table-lookup is used (Tables 774-776)
- **DCAS_i** = Number of allocated CRUs (SB- and MB-) in the non-zero partitions (units are sub-bands)

Configuring the PHY for Maximum Number of Sub-band LRUs for one Frequency Partition (10MHz)

- Configuration for UMi/InH scenario
- 10MHz \rightarrow 48 PRUs \rightarrow Maximum of 12 Sub-bands
- DSAC=10 \rightarrow Sets the number of Sub-bands to be 10 (the maximum allowed according to Table 769)
- DFPC = 0 \rightarrow One Frequency Partition (Table 772)
- DFPSC = 0 \rightarrow No subbands in non-zero partitions
- $DCAS_{SB,0} = 10 \rightarrow$ Number of sub-band CRUs in FP0 set equal to the total number of sub-bands
- $DCAS_{MB,0} = 0 \rightarrow$ No mini-band CRUs in FP0
- $DCAS_i = 0 \rightarrow$ No CRUs in non-zero partitions

PHY Structure with maximum allowed number of SLRUs in 10MHz, FPCT=1



The Trouble with $DCAS_{SB,0}$ (1 of 2)


- Consider 10MHz, one frequency partition
- Consider the previous example where the PHY was configured for maximum sub-band CRUs (SLRUs)
- Number of Sub-bands is set with the DSAC variable via a look-up table (Table 769 for 10MHz)
 - DSAC = 10 in previous example (10 sub-bands out of total of 12)
- Number of Sub-Band CRUs set with $DCAS_{SB,0}$
 - $DCAS_{SB,0} = 10$ in previous example to make the number of Sub-band CRUs correspond to the DSAC setting
- However: Draft D2 puts no restriction on the $DCAS_{SB,0}$ variable other than the number of bits used to signal it.

The Trouble with $DCAS_{SB,0}$ (2 of 2)

- Consider the previous example where the PHY is configured for maximum SLRUs, but where the $DCAS_{SB,0}$ variable set differently:
- Case 1: If $DSAC=10$, but $DCAS_{SB,0}$ is 9:
 - Some DRUs exist in PRUs that are sub-bands
 - Not a problem
- Case 2: If $DSAC=10$, but $DCAS_{SB,0}$ is 11:
 - Some Sub-band CRUs exist in PRUs that are mini-bands!
 - This flexibility is not necessary and may create difficulties for sub-band selection
- We propose limiting $DCAS_{SB,0}$ to be no greater than K_{sb}

Case 1: DSAC=10, DCAS_{SB,0} = 9

- Consider the max SLRU configuration, but set the DCAS_{SB,0} variable differently:
- If DSAC=10, but DCAS_{SB,0} is 9:
 - Some DLRUs exist in PRUs that are sub-bands.
 - Not a problem

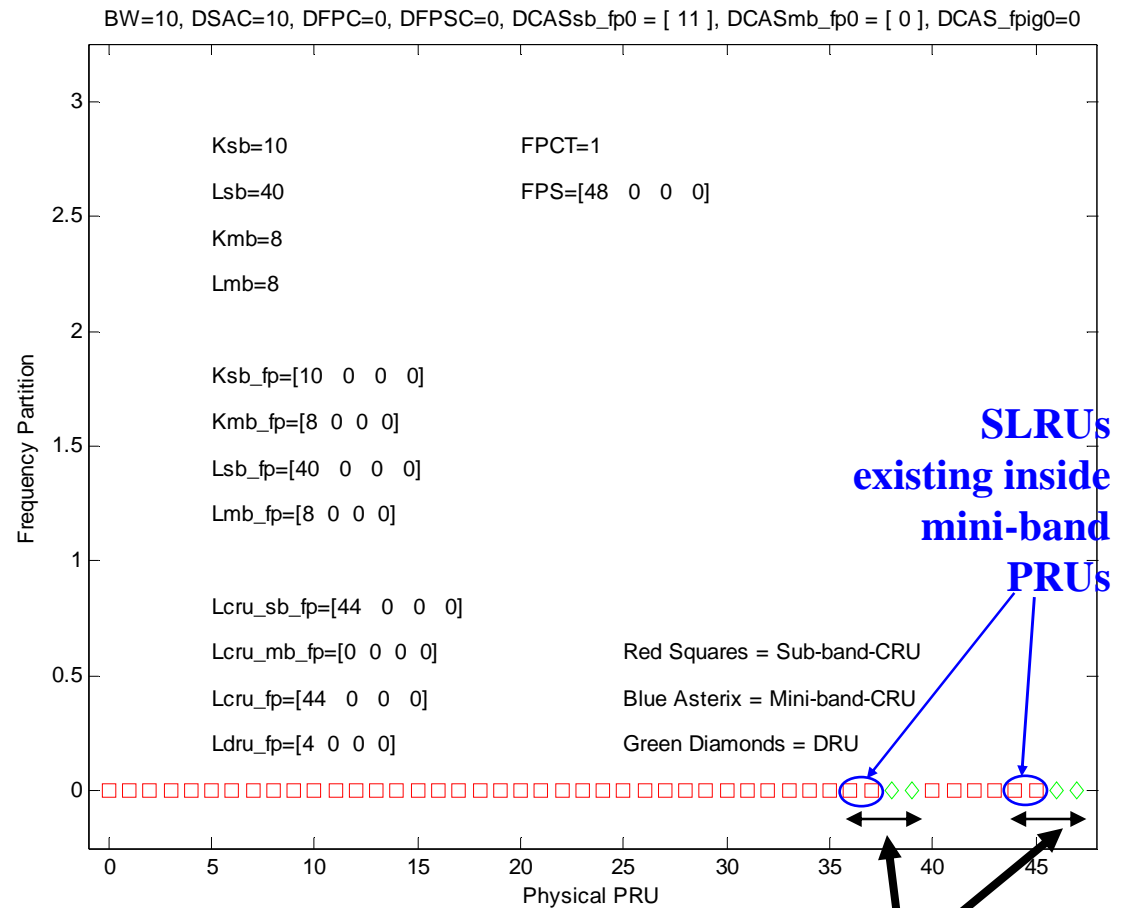


**DLRUs existing
inside sub-band
PRUs**

**Mini-bands
(the rest are
sub-bands)**

Case 2: DSAC=10, DCAS_{SB,0} = 11

- Consider the max SLRU configuration, but set the DCASsb0 variable differently:
- If DSAC=10, but DCAS_{SB,0} is 11:
 - Some Sub-band CRUs exist in PRUs that are mini-bands!



Proposed Text Changes

- [*Section 15.3.5.3.1, Page 297 (Downlink) : Insert this sentence after the first sentence of the paragraph that starts on line 12:]
DCAS_{SB,0} shall be \leq Ksb.*
- [*Section 15.3.8.3.1, Page 454 (Uplink) : Insert this sentence after the first sentence of the paragraph that starts on line 12:]
UCAS_{SB,0} shall be \leq Ksb.*