


**High-Performance
Analog**



IEEE802.3af POE meeting

High Power-over-Ethernet over Two Pairs


Jean Picard
Texas Instruments

IEEE802.3af POE meeting January 2006 : High Power-over-Ethernet over Two Pairs

1

REAL WORLD SIGNAL PROCESSING™

 **TEXAS INSTRUMENTS**



-
- Scope of investigation:
 1. To define and perform the analysis of a system providing more power on 2 pairs
 2. To evaluate a proposed center-tapped (CT) transformer configuration for delivering increased power levels over the signal pair
 3. To confirm sufficient current handling capability, and determine any resultant impact on signal integrity

IEEE802.3af POE meeting January 2006 : High Power-over-Ethernet over Two Pairs


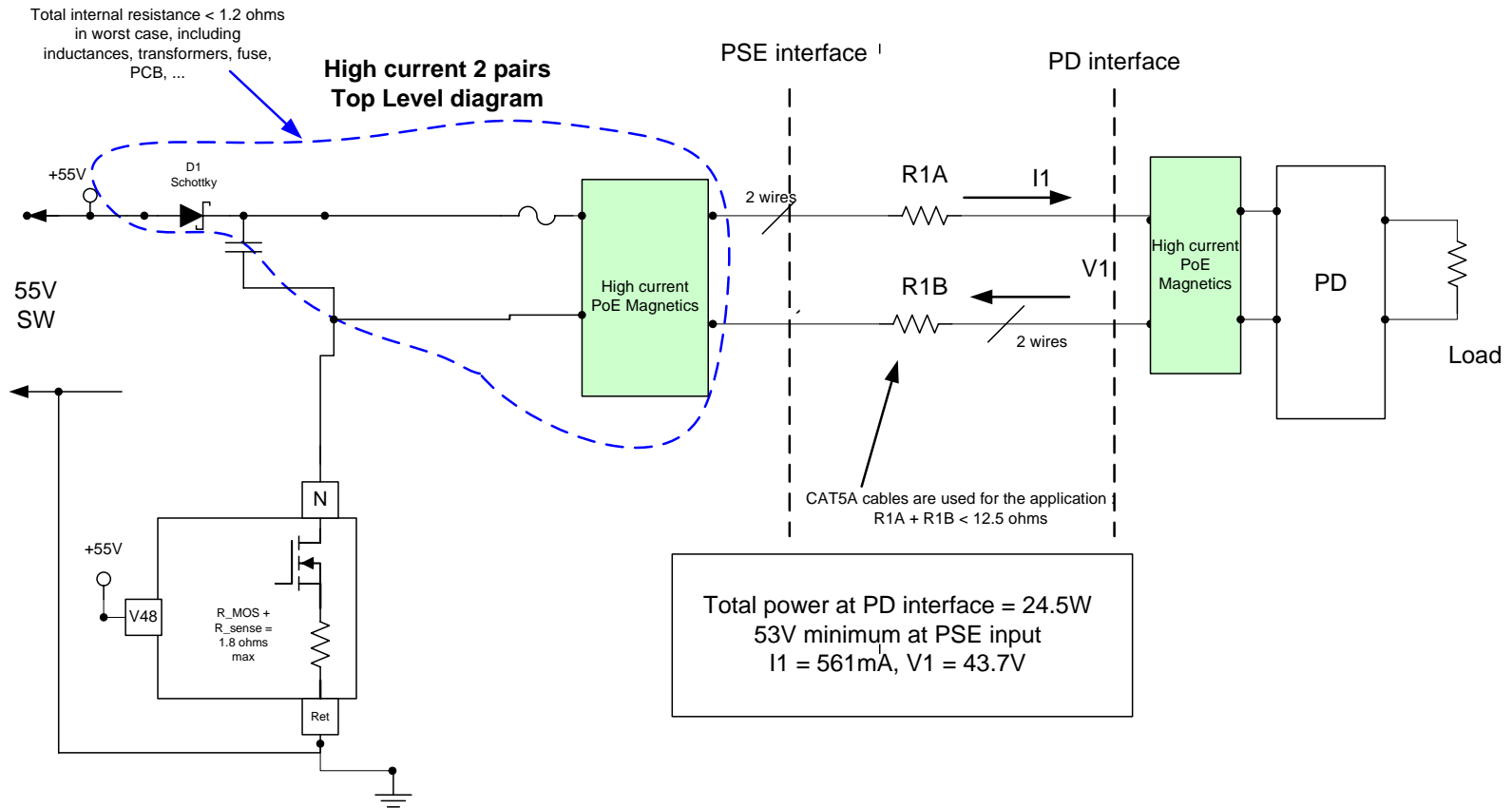



Figure 1 : Simplified diagram of high current on 2 pairs application




IEEE802.3af POE meeting January 2006 : High Power-over-Ethernet over Two Pairs



UNH Test Setup and Test description

- Existing TI PSE and PD EVM were modified to allow sourcing of up to 33.4 W (up to a nominal limit of 660 mA).
- This circuit provides a method for coupling DC power to the CAT-5 twisted pairs, without passing that additional current through the data transformers.
- The 48-V PoE power is applied to the port circuit in accordance with the present 802.3af specification, except for the modified power and current limit thresholds.
- Signal integrity tests :
 - Equipment connected in a loop-back configuration, with sourced data passed through the high-power port, across cable plants to the powered EVM/load, where the data is decoupled to pass back to the Smartbits card
 - The packet error ratio estimation tests were then repeated at various DC load levels
 - Tests were performed at 10 times the standard number of packet transfers, to replicate more of an endurance stress test.
 - At each of the DC load levels, traffic was passed as 4,680,000 (64-byte) and 197,000 (1518-byte) packets, for a net transfer of nearly 300 million bytes for each case.

IEEE802.3af POE meeting January 2006 : High Power-over-Ethernet over Two Pairs



Limitations of Test Setup

- Although millions of packets of data were transferred during testing, this still is a limited sample of devices
- All testing was done at room temperature
- These tests make no attempt to assess the suitability of CAT-5 cable for delivering power at greater than 350 mA DC in typical installations.

IEEE802.3af POE meeting January 2006 : High Power-over-Ethernet over Two Pairs


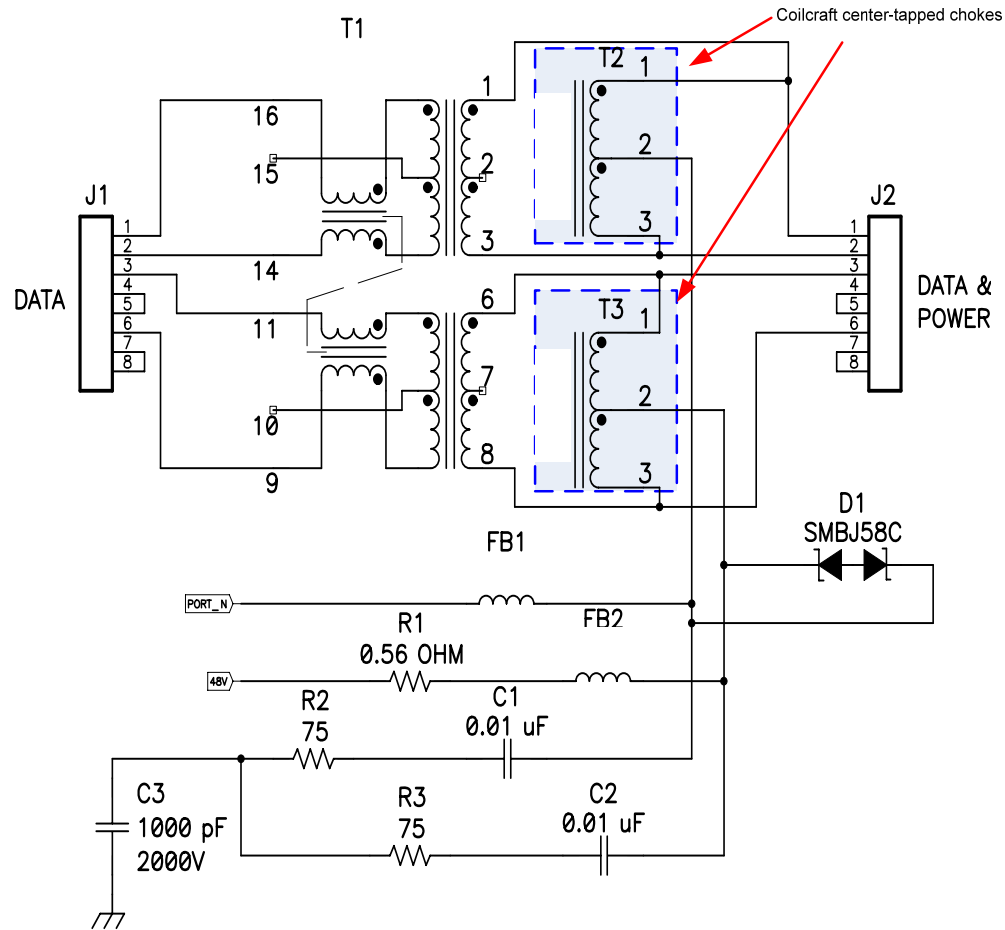


Figure 2 : Center-Tapped Choke High-Power PSE Port Schematic



IEEE802.3af POE meeting January 2006 : High Power-over-Ethernet over Two Pairs


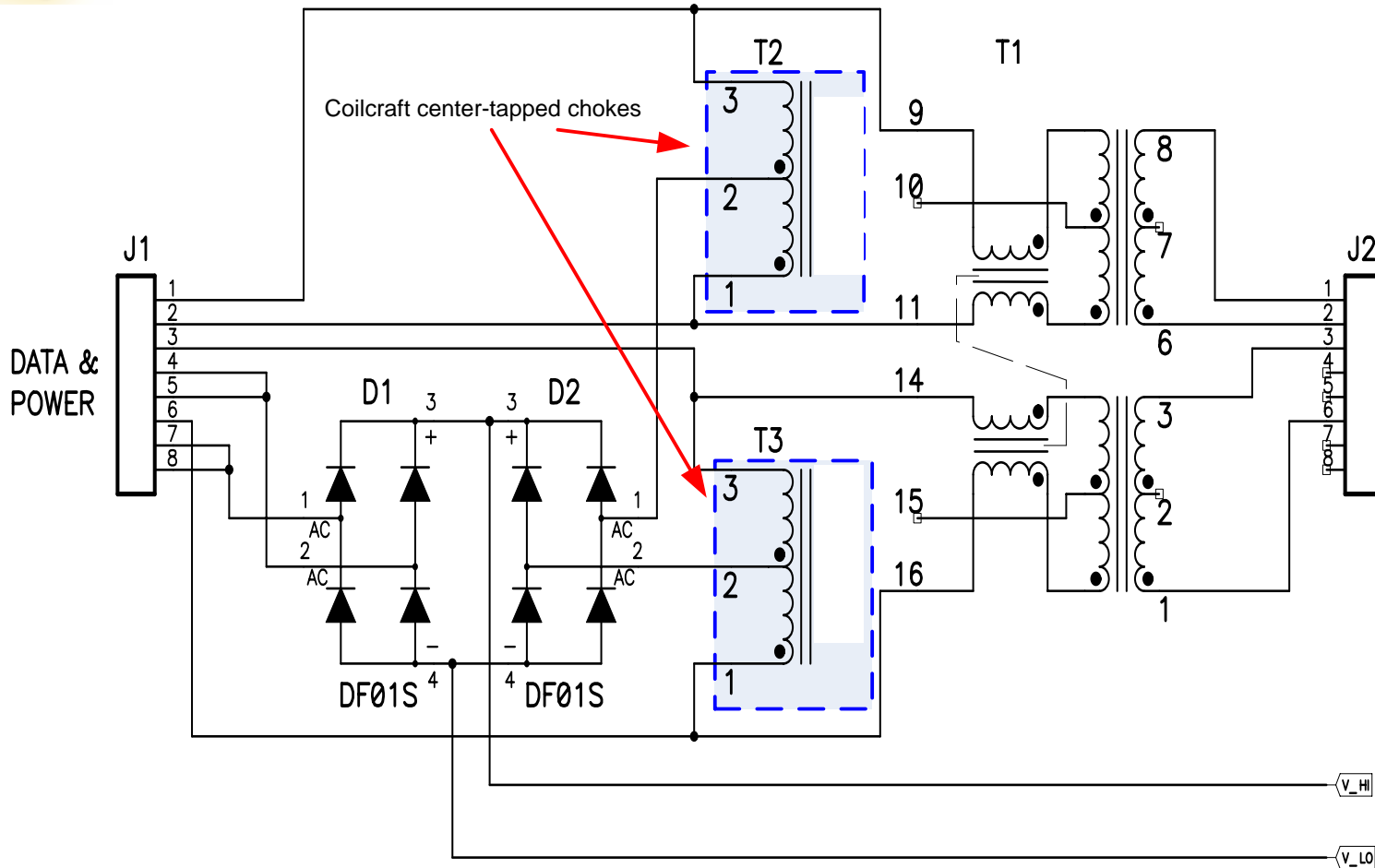



Figure 3 : Center-Tapped Choke High-Power PD Input Circuit Schematic



IEEE802.3af POE meeting January 2006 : High Power-over-Ethernet over Two Pairs



Test results

- The CT transformer configuration worked successfully under all load conditions, with no discernable impact to data integrity, up to loads of 650 mA DC
- During all traffic pattern tests, the PSE DUT experienced zero packet errors, including when delivering at high power and over the long (high-attenuation) cable plant.
- These results suggest that the CT transformer configuration is a viable scheme for delivering higher DC power over the Ethernet signal pair.
- The measured current imbalance was 14.5mA. The test setup did not allow to change that current imbalance however. A tolerance to more than 20mA is recommended.




Table 1. Endurance Stress Test – with Center-Tapped Choke, at 48V

PD Load Current	Endurance Stress (Data Pass-through) Test			
	High Attenuation Channel		Low Attenuation Channel	
	64 Byte	1518 Byte	64 Byte	1518 Byte
200 mA	0	0	0	0
300 mA	0	0	0	0
400 mA	0	0	0	0
500 mA	0	0	0	0
600 mA	0	0	0	0
650 mA	0	0	0	0

IEEE802.3af POE meeting January 2006 : High Power-over-Ethernet over Two Pairs