

CORNING

Passive Optical Technologies to Extend PON Reach

Alexander Umnov

Introduction

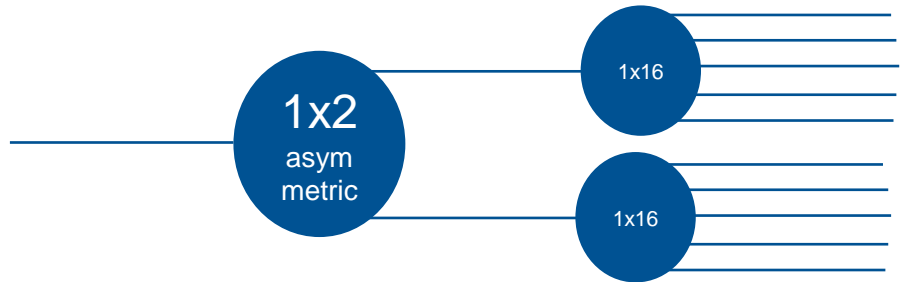
- There is agreement that majority of ODN links do not exceed 10km:
[miguelz 3ca 1a 0916.pdf](#)
- If some links or some operators require reach longer than 10km, passive optical technologies are there to support. Two examples are proposed:
 - Asymmetric splitter
 - Dispersion compensation using Gires-Torinois etalon if wavelengths plan in C-band is selected

Asymmetric Splitter

- **Standard 1x32 splitter has about 17...18dB loss.**
 - Usually it is not monolithic, like 1x16 example in the picture



- **Replacing 1x2 splitter to asymmetric one will reduce loss to some customers**
 - Will increase loss to other customers
 - Off-the-shelf splitter 'asymmetry' ratios are 5dB, 10dB, etc



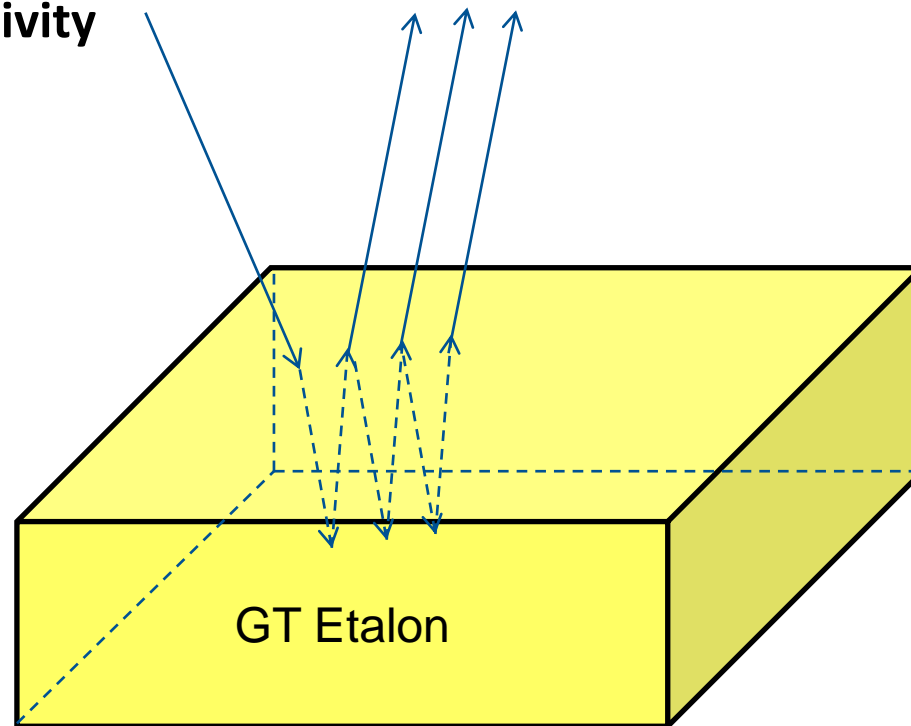
This group will get lower splitter loss like 14-15dB and extended reach

This group will get higher splitter loss like 19-20dB and shortened reach

- **Operation to replace splitter in the (brown) field may take several minutes**

Gires-Torinois Etalon

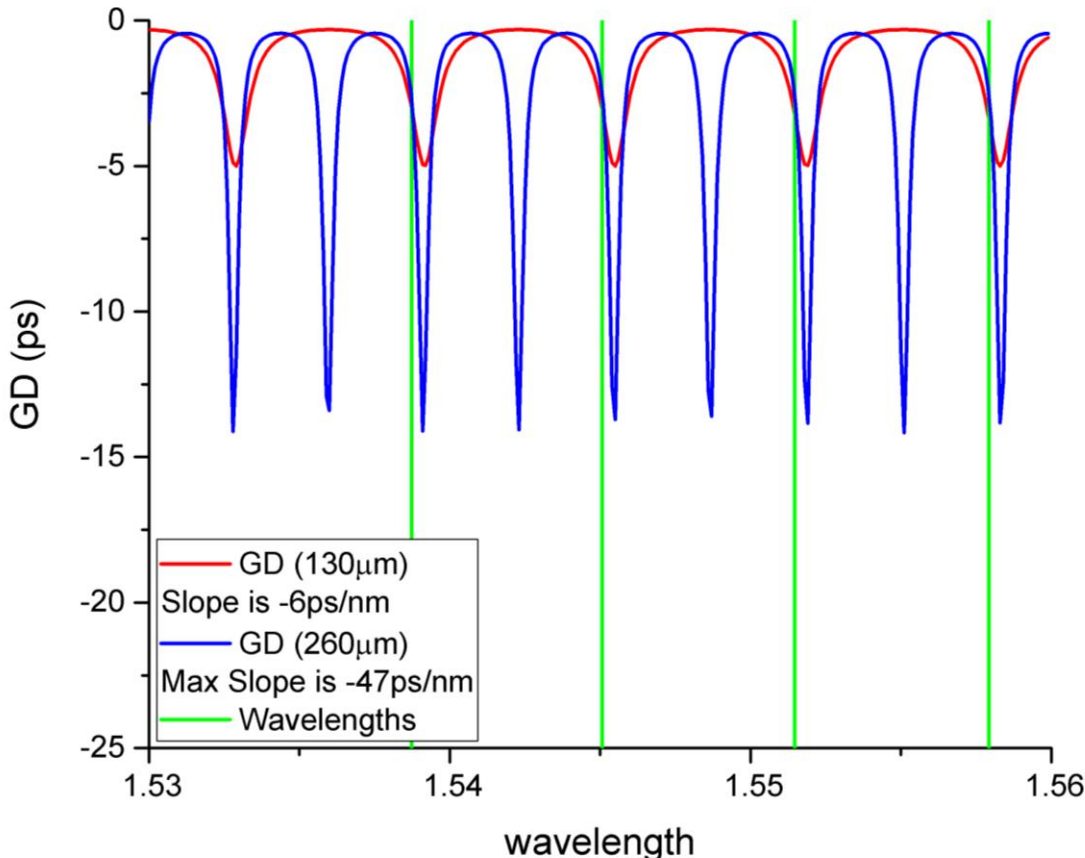
- Gire-Torinois Etalon (GTE) is a transparent plate with two reflective surfaces, one of which has high reflectivity



- Bottom surface is highly reflective, assumed $R=1$, top surface has lower reflectivity. Multiple reflections create nonlinear phase shift strongly dependent on wavelength
- This technology may be alternative to dispersion compensating fiber

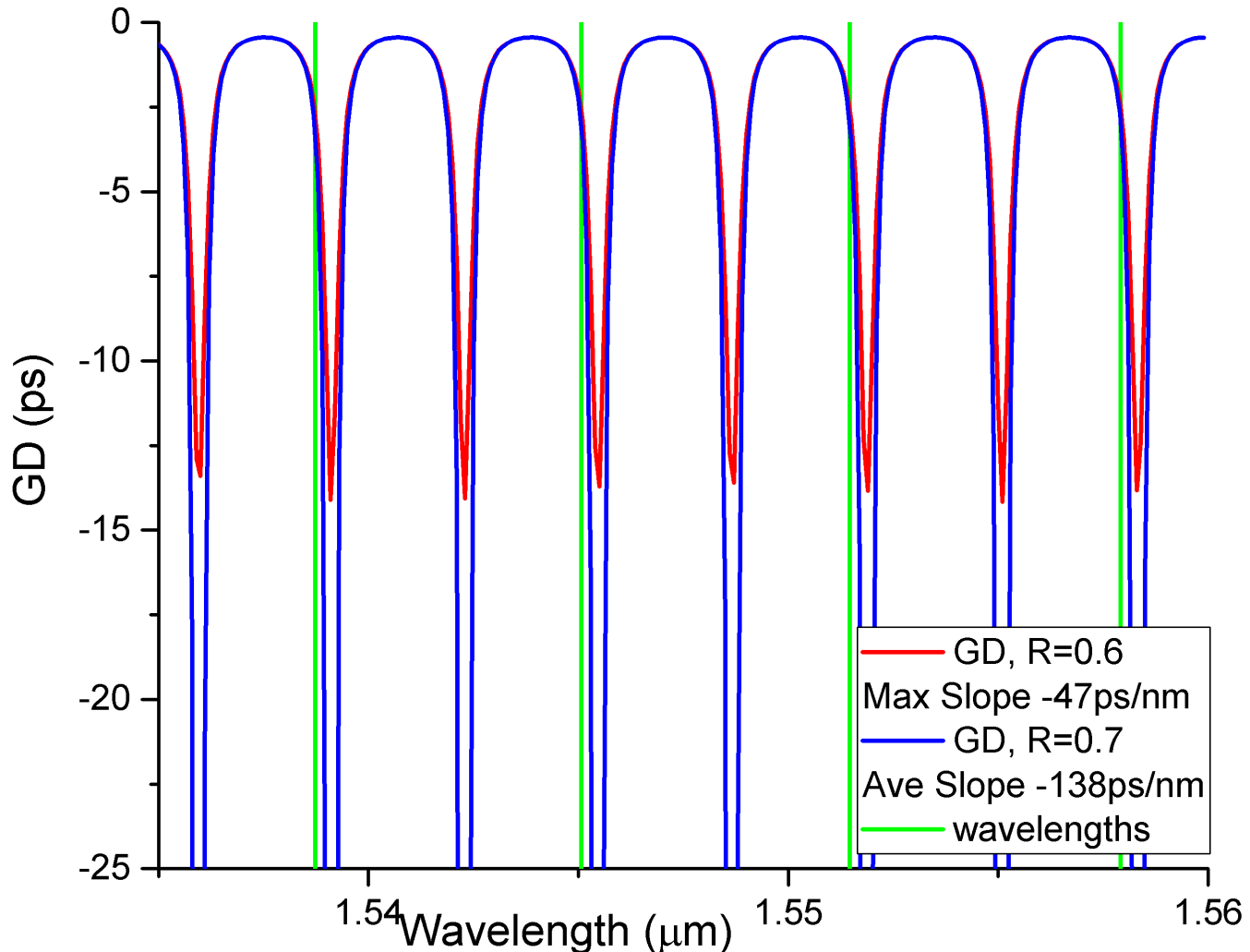
Gires-Tornois Etalon to Compensate Dispersion

- Plans with wavelengths in C-band are still in the race. If this plan is selected and reach exceeds 10km, dispersion compensation is required. Assume plan according to [harstead 3ca 3b 0916.pdf](#)
- There are three steps to design an etalon.
- **Step1: thickness.** Thickness of the plate determines free spectral range. Two examples show half and quarter of channel spacing
 - Quartz ($n=1.45$) is used here




Gires-Tornois Etalon to Compensate Dispersion

- **Step2: reflectivity.** Higher reflectivity usually means higher compensation
 - Dispersion is undercompensated in these examples, perfect match would be -170ps/nm



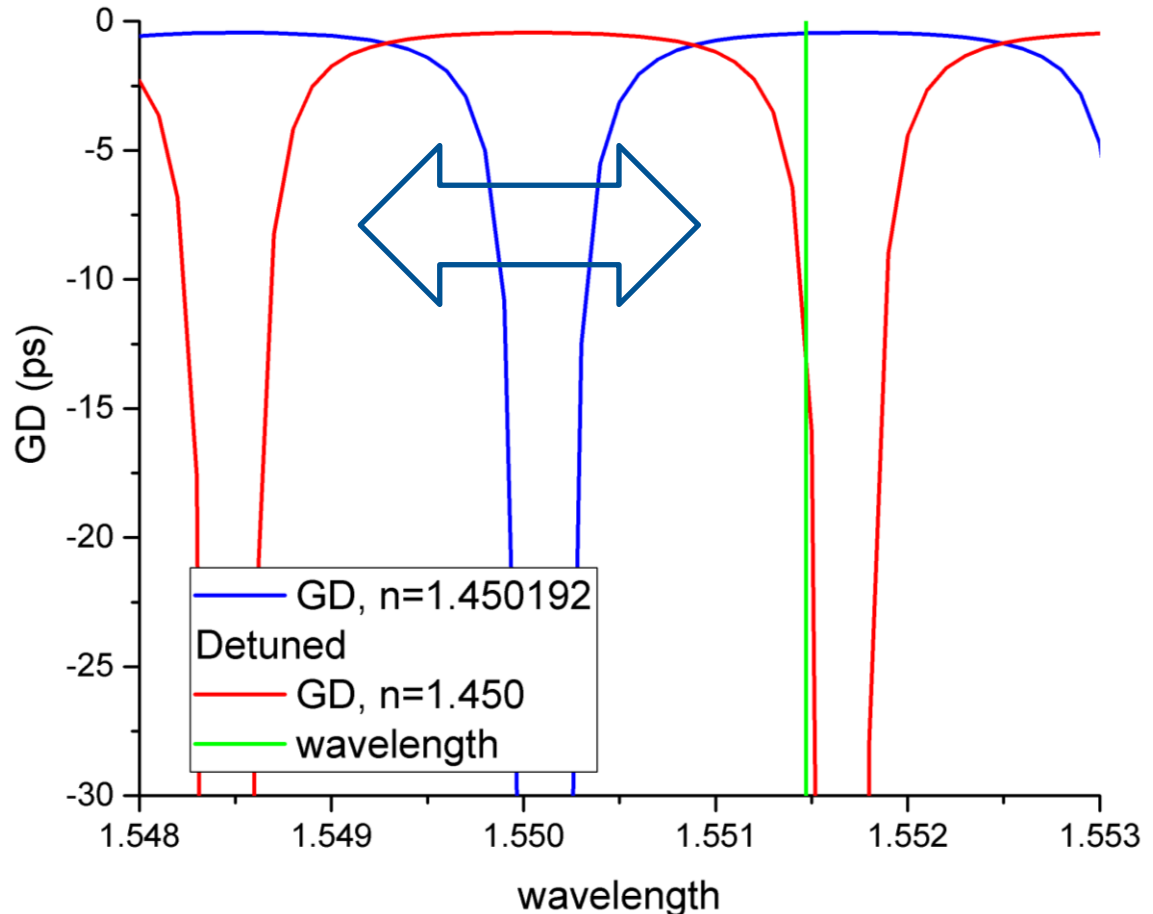
Gires-Torinois Etalon to Compensate Dispersion

- **Materials commonly used for etalons (quartz, silicon) have their refractive indices changing with temperature. That has double effect**
 - Free spectral range is better fit to precise value. That may increase dispersion value if required
 - Wavelength may be better tuned to negative slope curve
- **Step3: tune temperature. In the next slide, the quartz temperature is changed by 15C, with n changed to 1.450192**



Gires-Tornois Etalon to Compensate Dispersion

- +/- 15C tuning is enough in quartz
 - If TX wavelength suddenly changes, algorithms exist to retune etalons by TEC to stay on negative slope. Simple monitoring will track slow changes
 - Setting window is ~ 0.5nm. Cascade of two etalons doubles negative slope window
 - Wavelength 1551.47nm used here, slightly different from 1551.72nm
- Loss of one etalon is 1-2dB



Gires-Tornois Etalon and Dispersion Compensating Fiber Comparison

	GTE	DCF
Size	millimeters	9.6x9.2 inches
Power supply	TEC required	passive
Loss	1-2dB	1.2dB
Tunability	Tunable, can cover broad range	Fixed, like 10km
Availability	Not off-the-shelf, easy to order	Off-the-shelf

Conclusion

- **Two technologies are presented to be used if longer PON reach is required**
 - **Asymmetric splitter will extend reach to a group of customers within PON**
 - **GTE or DCF may be used to compensate dispersion if plan with C-band is selected.**
- Three-steps guide to GTE design is proposed**

THANK YOU!