
802.3ck D1.4

162C MDI Comment #43

Chris DiMinico
MC Communications/PHY-SI LLC/SenTekse/Panduit
cdiminico@ieee.org

Contributor

- **Scott Sommers, Molex**

162C MDI Comment #43

CI 162C SC 162C.2.2 P 275 L 12 # 43
 Brown, Matt Huawei
 Comment Type T Comment Status D MDI graphic (bucket1)
 The graphics in Figure 162C-3 and Figure 162C-44 are missing.
 SuggestedRemedy
 Provide graphics.
 Proposed Response Response Status W
 PROPOSED ACCEPT IN PRINCIPLE.
 Insert graphics provided in the following presentation:
 diminico_3ck_02_0120.

162C.2 MDI connector types

162C.2.1 SFP+

For 100GBASE-CR1, the mechanical interface between the PMD and the cable assembly may be a mated pair of connectors meeting the requirements of (SFP+). SFP+ supports one lane.

The SFP+ cable assembly connector is the plug illustrated in Figure 162C-1. The SFP+ PMD connector is the receptacle with the mechanical mating interface as illustrated in Figure 162C-2. The connectors have data signal and signal ground contact assignments as specified in Table 162C-3.

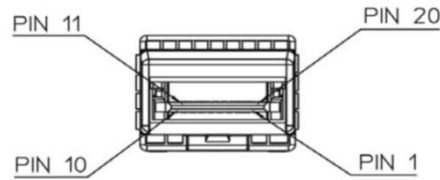


Figure 162C-1—SFP+ cable assembly plug

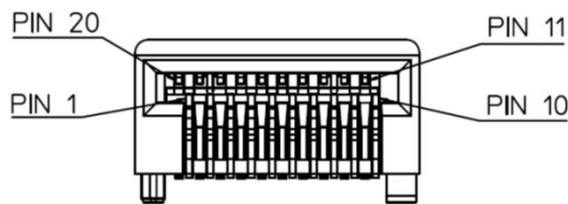


Figure 162C-2—SFP+ PMD receptacle

162C.2.2 SFP-DD

For 100GBASE-CR1 or 200GBASE-CR2 the mechanical interface between the PMD and the cable assembly may be a mated pair of connectors as defined in the SFP-DD MSA. SFP-DD supports up to two lanes.

The SFP-DD cable assembly connector is the plug illustrated in Figure 162C-3. The SFP-DD PMD connector is the receptacle with the mechanical mating interface as illustrated in Figure 162C-4. The connectors have data signal and signal ground contact assignments as specified in Table 162C-3.

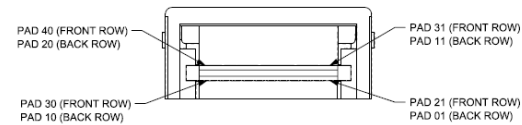


Figure 162C-3—SFP-DD cable assembly plug

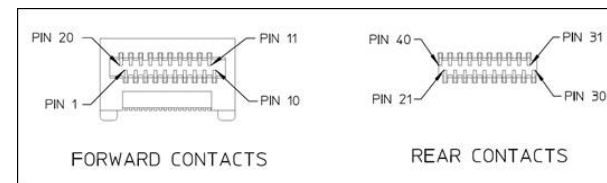


Figure 162C-4—SFP-DD PMD receptacle